

2014

Towards a Universal Framework for Insurance Anti-Discrimination Laws

Ronen Avraham

Kyle D. Logue

Daniel Schwarcz

Follow this and additional works at: <https://opencommons.uconn.edu/cilj>



Part of the [Insurance Law Commons](#)

Recommended Citation

Avraham, Ronen; Logue, Kyle D.; and Schwarcz, Daniel, "Towards a Universal Framework for Insurance Anti-Discrimination Laws" (2014). *Connecticut Insurance Law Journal*. 134.
<https://opencommons.uconn.edu/cilj/134>

TOWARDS A UNIVERSAL FRAMEWORK FOR INSURANCE ANTI-DISCRIMINATION LAWS

RONEN AVRAHAM, KYLE D. LOGUE &
DANIEL SCHWARCZ[†]

Discrimination in insurance is principally regulated at the state level. Surprisingly, there is a great deal of variation across coverage lines and policyholder characteristics in how and the extent to which risk classification by insurers is limited. Some statutes expressly permit insurers to consider certain characteristics, while other characteristics are forbidden or limited in various ways. What explains this variation across coverage lines and policyholder characteristics? Drawing on a unique, hand-collected data-set consisting of the laws regulating insurer risk classification in fifty-one U.S. jurisdictions, this Article argues that much of the variation in state-level regulation of risk classification can in fact be explained by focusing exclusively on three factors: (i) the predictive capacity of the characteristic in question; (ii) the extent of the adverse selection problem created if the characteristic is restricted; and (iii) the extent to which discrimination on the basis of the characteristic is considered illicit. The Article concludes by suggesting that this implicit conceptual framework, which is embedded in the pattern of general and specific insurance anti-discrimination laws that have been enacted by states across the country, sheds new light on the nearly-universal state prohibition against “unfair discrimination” by insurers.

[†] Ronen Avraham is the Thomas Shelton Maxey Professor of Law at the University of Texas School of Law. Kyle Logue is the Wade H. and Dores M. McCree Collegiate Professor of Law at the University of Michigan. Daniel Schwarcz is an Associate Professor of Law and Solly Robins Distinguished Research Fellow at the University of Minnesota Law School. This Article has benefited from comments received at workshops at Emory Law School, Northwestern University School of Law, UCLA School of Law, Virginia School of Law, The University of Texas School of Law, and ITAM (Mexico). We are especially grateful for comments from Kenneth Abraham, Tom Baker, Albert Choi, Joey Fishkin, Cary Franklin, Martin Grace, David Hyman, Stefanie Lindquist, Larry Sager and Charlie Silver and an anonymous referee. Nathaniel Lipanovich and Rachel Ezzell provided excellent research assistance. We are also thankful to Faculty Services Reference Librarian Seth Quidachay-Swan and his team of law students at the University of Michigan Law School.

I. INTRODUCTION

During the last fifty years state and federal laws have prohibited numerous types of discrimination. In the case of insurance, however, discrimination on the basis of traits such as race, national origin, gender, and sexual orientation is not always prohibited.¹ Sometimes such discrimination is even expressly permitted by state law, which, at least outside of the health insurance domain, is the predominant source of law on insurance discrimination.² With fifty states (plus the District of Columbia) all regulating insurance companies, insurance anti-discrimination law varies widely. In a previous article, we empirically demonstrated the specific contours of this variation, which exists not simply across states, but also across lines of insurance and policyholder characteristics.³ In this Article, we attempt to explain why this cross-line and cross-characteristic variation occurs.

This inquiry is motivated by the seemingly puzzling contours of state insurance anti-discrimination laws. For instance, why is state regulation of discrimination in the automobile and property lines of insurance more robust than in the cases of health, life, or disability insurance? Why are insurance companies allowed to use gender in health insurance underwriting and rating, but not in automobile insurance? Why do states (and the federal government) prohibit insurers' use of genetic information in health insurance, but hardly regulate the use of such information for other lines of insurance?

At a high level of abstraction, the answer to these and other puzzles is simply that laws regulating insurance discrimination represent different tradeoffs between the "efficiency" costs of regulation and the "fairness" benefits.⁴ We have little quarrel with this framing of the issue. But it is too

¹ See Ronen Avraham, Kyle Logue & Daniel Schwarcz, *Understanding Insurance Anti-Discrimination Laws*, 87 S. CAL. L. REV. 195 (2014).

² Jonathan R. Macey & Geoffrey P. Miller, *The McCarran-Ferguson Act of 1945: Reconceiving the Federal Role in Insurance Regulation*, 68 N.Y.U. L. REV. 13, 20–26 (1993).

³ See Avraham, Logue & Schwarcz, *supra* note 1.

⁴ See, e.g., Kenneth S. Abraham, *Efficiency and Fairness in Insurance Risk Classification*, 71 VA. L. REV. 403 (1985) (discussing the conflict between "efficiency-promoting features of insurance classification" and risk-distributional fairness and examining the different methods of resolving this conflict); Michael Hoy & Michael Ruse, *Regulating Genetic Information in Insurance Markets*, 8 RISK MGMT. & INS. REV. 211, 211–12 (2005) ("Economists can contribute to th[e]

generic to helpfully explain or predict state law, as numerous types of efficiency and fairness arguments can be offered in any particular case. As we showed in our earlier article, these factors pull in different directions and make it hard to predict when and how a state will regulate particular forms of discrimination in a given line of insurance.⁵

In this Article we narrow our discussion and focus on two efficiency considerations and one fairness consideration to understand state insurance anti-discrimination laws. The first efficiency consideration involves the capacity of a potential trait to predict policyholder losses. Irrespective of applicable law, insurers are not likely to discriminate among policyholders unless doing so helps them to better predict potentially insured losses. The second efficiency consideration is adverse selection: prohibiting risk classification forces insurers to charge the same premiums to individuals who pose different predicted risks.⁶ This can produce adverse selection, as policyholders who know they cannot be charged more for insurance, even if they possess a risky trait, may be more likely to buy coverage because they will not pay its full price.⁷ Finally, the fairness benefit on which we focus is that insurance anti-discrimination laws can prohibit carriers from relying on characteristics that are socially suspect, thus preventing insurers from exacerbating or trading on inequalities that exist outside of the insurance system (loosely characterized here as preventing insurers from illicitly discriminating).

We argue that these three factors, standing alone, can predict much of the cross-line and cross-characteristic variation in state insurance anti-discrimination law. This is very surprising. One would expect that much of the variation in state anti-discrimination laws depends on state specific circumstances like the preferences of the constituents regarding questions of discrimination, the ideology of the legislature, the strength of the insurance lobby, and a host of other socio-economic factors that are unique

debate [about regulating genetic information in insurance markets] . . . by casting the problem as a classic efficiency-equity trade-off . . .”).

⁵ See Avraham, Logue, & Schwarcz, *supra* note 1.

⁶ See Ronen Avraham, *The Economics of Insurance Law-A Primer*, 19 CONN. INS. L.J. 29, 44 (2012).

⁷ See Michael Hoy, *Risk Classification and Social Welfare*, 31 GENEVA PAPERS ON RISK & INS. 245, 245 (2006). To be sure, insurers will classify risks even without the threat of adverse selection, because competition from other carriers will otherwise skim away the good risks. This does not represent a social cost, however, unless it causes at least some policyholders to purchase less insurance than they would like to purchase at actuarially fair rates.

to each state. As we show below, one can abstract from all these factors and still have a pretty good understanding of what explains insurance anti-discrimination laws in the U.S. In particular, we advance the following simple three-prong model to understand how state legislatures strike a balance between the efficiency and fairness considerations involved in insurance discrimination:

- a) *The predictive property*—State legislatures will be more likely to consider regulating (either by prohibiting or permitting) risk classification based on a characteristic (like age) if that characteristic has predictive value for policyholder risk.⁸
- b) *The adverse selection property*—State legislatures will tend to *allow* risk classification to the extent that limiting such discrimination might plausibly trigger substantial adverse selection.
- c) *The illicit discrimination property*—State legislatures will be more inclined to *prohibit* risk classification based on a characteristic (like age) to the extent that doing so would help combat (or appear to combat) illicit discrimination.

These properties must be balanced against each other to determine the outcome of state laws.

Although this Article is principally empirical and descriptive, it has important normative implications as well. In particular, the Article helps define the nearly-universal state prohibition against “unfair discrimination” by insurers.⁹ Existing applications of this concept are haphazard and inconsistent. Some courts and commentators assume unfair discrimination only occurs when insurers discriminate in ways that cannot be justified by

⁸ State legislatures therefore tend to not regulate risk classifications when insurers have no economic incentives to discriminate because the characteristics convey no relevant information for that line of insurance. An example is sexual orientation in automobile insurance.

⁹ See generally Eric Mills Holmes, *Solving the Insurance/Genetic Fair/Unfair Discrimination Dilemma in Light of the Human Genome Project*, 85 KY. L.J. 503, 563 (1996). According to our data, thirteen states have general statutes forbidding “unfair discrimination” or “unfairly discriminatory” rates by insurers in all lines of insurance. Those states are: Arizona, Indiana, Louisiana, Maryland, North Carolina, Oregon, Pennsylvania, South Carolina, Texas, Utah, Vermont, Washington, and Wisconsin. And every state except Iowa, Utah, Vermont, Washington, and Wisconsin has a statute prohibiting “unfair discrimination” by insurers or “unfairly discriminatory” rates or both in connection with life insurance in particular.

actuarial data.¹⁰ But others insist that this understanding is too narrow, and could be used to justify pricing and underwriting practices that are *prima facie* unfair, such as charging more for life insurance to African-Americans.¹¹

By exposing an implicit conceptual framework that explains insurance anti-discrimination laws across varying jurisdictions, this Article provides new support for the latter, more robust, understanding of the prohibition against unfair discrimination. Because “unfair discrimination” is a statutory term that implicitly invokes broadly shared social understandings, its meaning should be substantially informed by consistent and widely endorsed applications of this concept in insurance law and regulation. Our model reveals that such a framework is embedded in the pattern of general and specific insurance anti-discrimination laws that have been enacted by states across the country.¹²

Building on this framework, a state insurance regulator might, for instance, determine that discrimination on the basis of sexual orientation in health insurance should be prohibited as “unfair discrimination.”¹³ As we suggest below, such a prohibition would likely not generate meaningful adverse selection, because the expected cost differentials between individuals with different sexual orientations are relatively small.¹⁴ And,

¹⁰ See, e.g., *State Dept. of Ins. v. Ins. Serv. Office*, 434 So.2d 908, 912–13 (Fla. Dist. Ct. App. 1983); Robert H. Jerry, II, *The Antitrust Implications of Collaborative Standard Setting By Insurers Regarding The Use of Genetic Information In Life Insurance Underwriting*, 9 CONN. INS. L.J. 397, 429–30 (2003).

¹¹ See, e.g., *Hartford Accident & Indem. Co. v. Ins. Comm’r*, 482 A.2d 542 (Pa. 1984); Leah Wortham, *Insurance Classification: Too Important to be Left to the Actuaries*, 19 U. MICH. J.L. REFORM 349, 385 (1986).

¹² To be sure, we do not argue that courts and regulators should use our model only because it reflects legislatures’ understanding of what unfair discrimination is. We believe that the norms embedded in the model have force in and of themselves, which justify using them when interpreting “unfair discrimination.” At the same time, we believe that the fact that these norms also reflect the preferences of states’ legislatures supports our normative claims.

¹³ Indeed, one state, Colorado, has already done exactly this. See Dep’t of Regulatory Agencies: Div. of Ins., Bulletin No. B-4.49, *Insurance Unfair Practices Act Prohibitions on Discrimination Based Upon Sexual Orientation*, available at <http://www.one-colorado.org/wp-content/uploads/2013/03/B-4.49.pdf> (hereinafter Colo. Div. of Ins. Bulletin).

¹⁴ See *infra* Part V.

depending on the individual state, such discrimination might well violate newly emerging norms of illicit discrimination.¹⁵

Because this Article focuses on cross-line and cross-policyholder variations, it omits another important set of explanatory variables: differences among states. Part of what explains the overall variation in the data almost certainly includes differences in the populations, economies, and political and regulatory cultures in the various states and how those factors have changed over time. For example, differences in the levels of strictness with regard to insurance anti-discrimination laws could be caused by, or at least correlated with, differences across states in the views of citizens regarding anti-discrimination laws generally. Another cross-state explanatory variable might be the strength of the insurance industry in each state, since insurers' interests in controlling adverse selection may be better represented in states where insurance companies are especially politically powerful. Or perhaps the Red State/Blue State divide might provide some explanatory power. Such questions will require detailed information regarding the history of each state's insurance anti-discrimination laws. In this Article, we focus only on cross-line and cross-characteristic variations.

The Article proceeds as follows. Part II provides an overview of the adverse selection, illicit discrimination, and predictive properties, considering how each factor might be concretely applied to particular combinations of coverage lines and policyholder characteristics. Part III describes briefly the empirical approach that provides the backbone and evidence for this Article. Part IV then reviews various cross-line and cross-characteristic variations in state insurance laws that are difficult to explain. It then applies the model detailed above and in Part II to explain much of this variation. Finally, Part V concludes by exploring the potential normative implications of our empirical findings.

II. A GENERAL MODEL FOR INSURANCE ANTI-DISCRIMINATION LAWS

A. INSURERS' USAGE OF POLICYHOLDERS' CHARACTERISTICS

Laws forbidding the use of a characteristic in underwriting or rating may be hard to justify if insurers are not actually discriminating

¹⁵ Norms on discrimination on the basis of sexual orientation have, of course, been changing rapidly in recent years. *See, e.g.*, U.S. v. Windsor, 133 S. Ct. 2675 (2013).

among policyholders on the basis of that characteristic.¹⁶ To some extent, though, this depends on why insurers are not using the relevant characteristic.

First, if insurers do not use a rating characteristic because it has no apparent predictive value, then the case for legally restricting the use of this characteristic is extremely weak. Insurers are unlikely to ever use a characteristic in underwriting or rating if that characteristic has no predictive power. Consequently, the only social benefit such a law might provide is to articulate a moral commitment to a principle. But such a law could produce potentially meaningful social costs in the form of the public cost of legislating and the private cost of policing compliance.¹⁷

Second, the case for regulation may be slightly stronger when the reason that carriers do not use a policyholder characteristic is because the cost of determining and verifying the characteristic outweighs the benefits of a more refined classification scheme.¹⁸ A plausible case can be made for laws restricting insurers' usage of such characteristics: even though insurers are not currently employing the troubling characteristic in their rating or underwriting, this may change as the composition of the population or cost of collecting accurate policyholder information changes. Legal prohibitions on risk classification can therefore be justified as a mechanism for preventing potentially problematic insurer behavior in the future.

¹⁶ Evidence suggests that states often do pass coverage mandates that have no practical effect because all known insurance plans are consistent with those mandates. See Amy Monahan, *Fairness Versus Welfare in Health Insurance Content Regulation*, 2012 U. ILL. L. REV. 139, 193 (2012).

¹⁷ It is a common critique of expressivist theories generally that they provide a compelling argument for action only when they happen to coincide with some other type of argument, such as an efficiency or distributive fairness-type argument. See generally, e.g., Matthew D. Adler, *Expressive Theories of Law: A Skeptical Overview*, 148 U. PA. L. REV. 1363 (2000). Compliance costs may exist even if insurers are not using the underlying risk characteristic because the carrier must expend funds confirming that this is not the case.

¹⁸ See generally Amy Finkelstein & James Porterba, *Testing for Asymmetric Information Using Unused Observables in Insurance Markets Evidence From the U.K. Annuity Market* (Nat'l Bureau of Econ. Research, Working Paper No. 12112, 2006) (noting that insurers often do not use policyholder characteristics in underwriting or rating even though these characteristics have predictive value, and offering various potential explanations for this phenomenon).

Finally, the case for regulation is relatively strong if insurers are refraining from using problematic policyholder characteristics because they fear the potential reputational or regulatory consequences of doing so.¹⁹ There is good evidence that this occurs. For instance, both auto and life insurers often do not take into account policyholder occupation, even though this characteristic has been shown to predict claims and is relatively easy for insurers to determine.²⁰ Similarly, long-term care insurers do not generally take into account gender, even though this has a substantial impact on claims experiences.²¹ Evidence that smaller and newer firms have been more willing than established firms to introduce rating innovations suggests that this behavior is partially explained by the fear of public or regulatory backlash; newer and smaller firms are likely to be less deterred by the prospect of reputational or market backlash as a result of risk classification innovation.²² In these cases, laws explicitly limiting insurers' ability to employ the suspect characteristics have the benefit of reducing regulatory uncertainty. Of course, a coherent argument can be made that regulation in these settings is neither necessary nor wise: when norms and reputation are sufficient to constrain private behavior, it may be best for law to avoid intervention because of the risk that it may "crowd out" those norms.²³

B. ADVERSE SELECTION

Adverse selection is a familiar potential efficiency cost of legal restrictions on insurers' risk-classification practices. Indeed, some commentators label adverse selection resulting from legal restrictions on

¹⁹ See *id.* at 23–24. Finkelstein and Porterba note a fourth potential explanation: that the predictive content of characteristics such as place of residence may be limited by the extent to which such characteristics are subject to change in response to characteristic-based pricing differentials. As they note, however, this is unlikely to be a substantial factor in most cases because the difficulty of changing the underlying characteristic will generally be larger than the potential insurance benefits of doing so. *Id.* at 15–18.

²⁰ *E.g.*, Finkelstein & Porterba, *supra* note 18.

²¹ Jeffrey Brown & Amy Finkelstein, *The Private Market for Long-Term Care Insurance In The United States: A Review of the Evidence*, 76 J. RISK & INS. 5, 13 (2009).

²² *E.g.*, Finkelstein & Porterba, *supra* note 18, at 24.

²³ Uri Gneezy & Aldo Rustichini, *A Fine Is a Price*, 29 J. LEGAL STUD. 1, 3 (2000); Larry E. Ribstein, *Law v. Trust*, 81 B.U. L. REV. 553, 568–71 (2001).

insurers' risk classification practices as "regulatory adverse selection."²⁴ Such regulatory adverse selection stems from the fact that legal restrictions on insurers' risk classification practices force insurers to charge the same premiums to high-risk policyholders who possess the trait and low-risk policyholders who do not. This, in turn, can cause high-risk policyholders who cannot be charged more for insurance even though they possess a risky trait to be more likely to buy coverage because they will not pay its full price.²⁵ If this occurs, then insurers may respond by charging low-risk individuals premiums that are too high for their risk. Responding to this sort of inaccuracy in pricing, low-risk individuals may exit the risk pool and opt not to purchase insurance coverage at all, or to purchase reduced amounts of insurance. The resulting risk pool will then be comprised of predominantly higher risk (and more expensive) insureds.²⁶

Increasingly substantial empirical research demonstrates that this threat is more contingent on the characteristics of particular insurance markets than has traditionally been assumed.²⁷ Some insurance markets are quite susceptible to adverse selection, while others are resistant to adverse selection even if regulations substantially limit the capacity of insurers to

²⁴ *E.g.*, Hoy & Ruse, *supra* note 4, at 245; *see also* Keith J. Crocker & Arthur Snow, *The Theory of Risk Classification*, in *THE HANDBOOK OF INSURANCE* 245–74 (Georges Dionne ed., 2000).

²⁵ To be sure, insurers will classify risks even without the threat of adverse selection, because competition from other carriers will otherwise skim away the good risks. This does not represent a social cost, however, unless it causes at least some policyholders to purchase less insurance than they would like to purchase at actuarially fair rates.

²⁶ The best example of this type of adverse selection death spiral involves Harvard University's offer to employees of a generous PPO plan and a less generous HMO plan. Riskier employees adversely selected into the more generous plan, resulting in a classic death spiral. *See* David M. Cutler & Richard J. Zeckhauser, *Adverse Selection in Health Insurance*, in *FRONTIERS IN HEALTH POLICY RESEARCH* 1–14 (Alan M. Garber ed., 1998).

²⁷ Peter Siegelman, *Adverse Selection in Insurance Markets: An Exaggerated Threat*, 113 *YALE L.J.* 1223, 1224 (2004) (showing that such death spirals are quite rare and that, in many cases, adverse selection is itself uncommon). In a recent update and extension of this Article, Siegelman and Cohen find more mixed evidence of adverse selection in insurance markets, concluding that the phenomenon varies substantially across different lines of insurance and even within particular insurance lines. Alma Cohen & Peter Siegelman, *Testing for Adverse Selection in Insurance Markets*, 77 *J. RISK & INS.* 39, 77 (2010).

classify risks.²⁸ Unfortunately, the empirical literature does not provide precise guidelines about when insurance markets are more or less vulnerable to adverse selection.²⁹ Moreover, virtually none of this literature examines the susceptibility of specific insurance markets to regulatory adverse selection. Instead, virtually all of this literature examines the susceptibility of particular insurance markets to adverse selection given constant levels of regulation.

Despite these limitations in the empirical literature, at least eight factors seem likely to be relevant to determining if a particular risk-classification restriction creates a real danger of adverse selection in a particular line of coverage. First, rules limiting insurers' ability to classify risks are less likely to generate adverse selection when the percentage of high-risk individuals is small relative to the population of potential insureds.³⁰ In such cases, compelling insurers not to discriminate against high-risk individuals will result in only a small increase in actuarially-fair pooled premiums, as the characteristics of all policyholders will, on the aggregate, be quite similar to the characteristics of the low-risk policyholders. As such, low-risk individuals will be unlikely to opt out of the insurance pool because the value they derive from complete coverage is larger than this minimally increased cost. Nor will rival firms attempt to appeal to low-risk individuals by offering incomplete insurance coverage because they can anticipate that such efforts will ultimately prove unprofitable.³¹ Notably, the effect of regulation may be even smaller than

²⁸ See generally Seth J. Chandler, *Visualizing Adverse Selection: An Economic Approach to the Law of Insurance Underwriting*, 8 CONN. INS. L.J. 435 (2002) (using computer modeling to show the extent to which adverse selection depends on numerous factors in the underlying insurance market).

²⁹ See Cohen & Siegelman, *supra* note 27, at 4026.

³⁰ See Hoy, *supra* note 7, at 249–69; see also Chandler, *supra* note 28, at 498 (making similar point by noting that homogeneity of risks in the underlying pool decreases the prospect of adverse selection, whereas heterogeneity increases this risk).

³¹ This result is predicted by the Wilson Foresight model. In the classic Rothschild-Stiglitz model, there is actually no equilibrium when the number of high-risk individuals is sufficiently low, because firms in that model do not exhibit foresight about future risks. They consequently attempt to generate a separating equilibrium in a manner that ultimately proves unprofitable. Anticipating this result, carriers in the Wilson Foresight model do not attempt to disrupt the pooling equilibrium. See Charles Wilson, *A Model of Insurance Markets with Incomplete Information*, 16 J. ECON. THEORY 167 (1977).

this analysis suggests, as, even in the absence of regulation, insurers may not be inclined to discriminate against a small number of high-risk individuals because the costs of doing so may outweigh the benefits.³²

Second, adverse selection is less likely to result from restrictions on risk classification when the expected costs of policyholders possessing that forbidden characteristic are only slightly higher than the expected costs of other policyholders.³³ For instance, if men are only 1% more likely to be in car accidents than women, then legal restrictions on the capacity of auto insurers to discriminate on the basis of gender will be unlikely to generate substantial adverse selection. The explanation for this effect is the same as above: the impact of such laws on the premiums charged to “low-risks” will be limited. Consequently, relatively few low-risks will drop coverage and the impact of those that do will be minimal.³⁴

Third, risk-classification regulation is not likely to produce adverse selection when the purchase of minimum insurance policies is legally mandated.³⁵ In these settings, low-risk individuals are legally compelled to remain within the insurance pool and cross-subsidize high-risk individuals. Prominent examples of laws requiring individuals to purchase insurance include automobile liability insurance and health insurance under the Affordable Care Act.³⁶ An important caveat here is that adverse selection

³² See *infra* Part IV.B.7.

³³ See generally Hoy & Ruse, *supra* note 4 (arguing that a ban on the use of genetic testing for the purpose of generating rates would result in minimal adverse selection costs).

³⁴ When the use of the characteristic has only minimal effects, of course, insurers are less likely to use the characteristic in the first place, which means that the benefits of risk-classification restrictions are likely to be low.

³⁵ Tom Baker, *Containing the Promise of Insurance: Adverse Selection and Risk Classification*, 9 CONN. INS. L.J. 371, 380 (2003).

³⁶ The “individual mandate” in the Affordable Care Act, requires most individuals to purchase “minimum essential coverage” or to pay a fine. 42 U.S.C. § 18091 (2012) (originally enacted as Patient Protection and Affordable Care Act, Pub. L. No. 111-148, § 1501(a), 124 Stat. 119, 907 (2010)); 26 U.S.C. § 5000A (2012). However, using an individual mandate or similar tool to combat adverse selection poses several complications. Such a system must be designed to police the minimum coverage floor effectively so that carriers cannot “classify by design” by offering stripped-down coverage to low-risk policyholders. It also must preclude carriers from classifying by design in other ways, such as by offering additional coverage that affirmatively appeals only to low-risk individuals. *E.g.*, Amy Monahan & Daniel Schwarcz, *Will Employers Undermine Health Care Reform By Dumping Sick Employees*, 97 VA. L. REV. 125, 158–62 (2011)

can occur even when minimum coverage is mandated, because high-risk policyholders may choose to purchase more insurance coverage than is legally required.³⁷ Thus, larger and more comprehensive insurance mandates will tend to reduce the risk of adverse selection more than minimal insurance mandates.

Fourth, adverse selection is unlikely to result from legal restrictions imposed on insurers' risk-classification practices when policyholder demand for insurance is relatively inelastic. In such cases, policyholders will tend not to drop out of the insurance market notwithstanding increases in the price of coverage caused by risk-classification regulation. Inelastic demand is a general phenomenon that can be attributable to a variety of factors. For instance, it is more likely in settings where minimal levels of insurance are *practically* required, as in the case of homeowners insurance, which lenders generally require as a condition of a mortgage.³⁸ Alternatively, demand may be more inelastic when the cost of insurance can be largely passed on to others. Thus, doctor demand for medical malpractice insurance may be inelastic if premium costs are principally borne by patients and their health insurers.³⁹ And, of course, inelastic demand may simply reflect the fact that individuals are very risk averse.⁴⁰

(describing specific strategies by which employers complying with the ACA may still be able to “dump” high-risk employees on to insurance exchanges but continue to cover low-risk employees). Finally, it must limit the capacity of carriers to design their marketing and sales strategies to target presumptively low-risk individuals. *Id.*

³⁷ See generally Pierre-Andre Chiappori et al., *Asymmetric Information in Insurance: General Testable Implications*, 37 RAND J. ECON. 783 (2006) (describing positive correlation property of adverse selection, wherein high-risk policyholders choose to purchase more insurance than low-risk policyholders).

³⁸ Daniel Schwarcz, *Reevaluating Standardized Insurance Policies*, 78 U. CHI. L. REV. 1263, 1320 (2011).

³⁹ See generally William J. Casazza, *Rosenblum, Inc. v. Adler: CPAs Liable at Common Law to Certain Reasonably Foreseeable Third Parties Who Detrimentially Rely on Negligently Audited Financial Statements*, 70 CORNELL L. REV. 335, 351–52 (1985) (citing RICHARD POSNER, *ECONOMIC ANALYSIS OF LAW* 235 n.4 (2d ed. 1977) (noting that, where demand for CPA malpractice insurance is inelastic, the increased cost of the insurance can be passed on to clients)).

⁴⁰ See Chandler, *supra* note 28; see also Mark V. Pauly et al., *Price Elasticity of Demand for Term Life Insurance and Adverse Selection* 30–31 (Nat'l Bureau of Econ. Research, Working Paper No. 9925, 2003) (concluding that elasticity of demand in term life insurance is generally low, and hence that such insurance is generally resistant to adverse selection). One special case of inelastic demand, and

Fifth, risk-classification restrictions are less likely to generate adverse selection when high-risk policyholders *cannot* over-insure.⁴¹ In some settings, most notably life insurance, insurance coverage is non-exclusive, meaning that individuals can own multiple different policies and the benefits owed under one policy are not impacted by the existence of other policies.⁴² In these cases, standard requirements that individuals insure only up to their economically insurable interest may not effectively restrict the capacity of policyholders to enjoy a windfall in the event of a loss.⁴³ For this reason, life insurance policyholders can effectively multiply the impact of their high-risk status on the pool, resulting in low-risk individuals being forced to shoulder a larger burden as a result of risk-classification restrictions.⁴⁴

thus decreased adverse selection risk, may occur in settings where individuals face substantial “classification risk.” This reflects the prospect that a policyholder’s future premiums will increase or that coverage will become unavailable as a result of insurers’ classification efforts. *See, e.g.*, Pierre-André Chiappori, *Econometric Models of Insurance under Asymmetric Information*, in *HANDBOOK OF INSURANCE* 365, 365–94 (Georges Dionne ed., 2000).

⁴¹ *See* Hoy & Ruse, *supra* note 4, at 222; *see* Michael Hoy & Mattias Polborn, *The Value of Genetic Information in the Life Insurance Market*, 78 *J. PUB. ECON.* 235, 235–52 (2000) (“The fundamental difference between life insurance and other insurance policies is, from an institutional point of view, that individuals can buy life insurance from as many companies as they want and therefore price–quantity contracts are not a feasible means against adverse selection; insurance companies can only quote a uniform price for all life insurance contracts. A second important difference between life insurance and other insurance is that there is no natural choice for the size of loss.”).

⁴² In most insurance contexts, policies contain coordination of benefits or “other insurance” provisions, which prevent a policyholder from recovering under multiple policies in a way that would improve the policyholder’s financial condition as a result of the loss.

⁴³ At least when policyholders do not face any financial constraints on purchasing excess coverage. *See* Chandler, *supra* note 28, at 454–55 (noting that some insurance is sufficiently expensive that even if policyholders were legally entitled to over-insure, many would be unable to do so because of liquidity constraints).

⁴⁴ Life insurers do have ways of limiting over-insurance of this sort. In their applications, they usually ask whether the applicant already has life insurance coverage and, if so, how much and with what insurer. Presumably the insurer considering the application takes into account the problem of over-insuring, and its

Sixth, the risk of adverse selection is smaller when a secondary market for insurance policies does not exist, a factor whose importance has seemingly escaped attention in the risk-classification literature. In life insurance and annuity markets, policyholders can, and frequently do, sell their policies to investors via the life settlement market.⁴⁵ These secondary markets may increase the risk of adverse selection by allowing high-risk individuals not merely to purchase a policy with an *expected* net benefit – the fifth advantage mentioned above – but instead to purchase a policy with an immediate *guaranteed* profit. An individual with a genetic predisposition need merely purchase life insurance coverage and then sell this coverage to a third-party investor, who will pay some portion of the expected recovery to the policyholder in return for becoming the policy owner. While individuals have an incentive to hide their genetic defects from insurers, they have the opposite incentive when selling policies to third-party investors: the sooner the policyholder is to die, the more investors will be willing to pay for the policy.⁴⁶ Not only do secondary markets increase the prospect of adverse selection by transforming expected values into assured values, they also allow high-risk individuals to benefit *personally* from their life insurance products. Without such markets, high-risk individuals could only benefit their heirs by purchasing additional insurance, which might limit the adverse selection risk.⁴⁷

Seventh, product design can substantially impact the risk of adverse selection. In some cases, product design can counteract the risk of regulatory adverse selection. One setting where this is possible is when

implications for adverse selection and moral hazard when deciding whether to issue a policy to such an applicant.

⁴⁵ See generally Robert Bloink, *Catalysts for Clarification: Modern Twists on the Insurable Interest Requirement for Life Insurance*, 17 CONN. INS. L.J. 55, 77–81 (2010).

⁴⁶ Risk classification rules that would prevent investors from asking about individuals' genetic makeup cannot prevent such transactions because these rules would not stop high-risk policyholders from volunteering information about their genetic predispositions.

⁴⁷ One potentially interesting twist here is that by over-insuring and selling a policy to investors, an individual could potentially buy better medical care that may eventually save his or her life. J.J. McNabb, *Viatical Settlements: Myths and Misconceptions*, GREATER WORCESTER COMMUNITY FOUND., <http://www.pgdc.com/pgdc/viatical-settlements-myths-and-misconceptions> (last updated May 18, 2011). This possibility may tend to work against the risk of adverse selection.

policyholders typically learn whether they are high-risk at some point after they have the opportunity to purchase coverage, as may occur with health status or genetic predispositions (as opposed to race or gender). In these cases, policyholders who discover they are low risk can drop coverage, leaving behind a disproportionately high-risk pool. Insurers can counteract this threat through effective policy design, such as by requiring policyholders to pre-pay for future coverage, so that they forfeit these payments if they leave the insurance pool once they discover they are low risk.⁴⁸ In other cases, though, product design can increase the risk of regulatory adverse selection. Particularly in life and health insurance markets, for instance, insurers cannot cancel an insured's policy once the statutorily prescribed incontestability period has run, except for extraordinary reasons—such as proof of outright fraud. The same is not true of other types of insurance.⁴⁹ This fact raises the value to life and health insurance applicants of engaging in adverse selection.

Eighth, regulatory restrictions on risk classification are more likely to produce adverse selection to the extent that policyholders both know about their own classification status and appreciate its link to risk.⁵⁰ Where these conditions are not met, regulatory restrictions on insurer risk classification will not create information asymmetries between policyholders and insurers, and thus cannot generate adverse selection.⁵¹ For instance, regulatory prohibitions on the use of genetic composition will not tend to create adverse selection if policyholders are not themselves aware of their own genetic composition or fail to appreciate the connection between their genetic makeup and their risk levels.

To be sure, these eight factors are neither exhaustive nor likely to be relevant in every case. However, they provide an important set of considerations in gauging the risk that restrictions on insurers' risk classification practices might generate regulatory adverse selection.

⁴⁸ This is the strategy that level-premium life and disability insurance policies take, as they effectively require pre-payment of premiums in the early stages of life before many policyholders learn their risk status based on health developments. See Baker, *supra* note 35, at 379–83.

⁴⁹ An insurer that sells individually underwritten auto or non-auto liability and property policies can cancel policies or decline to renew when the policy comes up for renewal. See ROBERT H. JERRY, II, UNDERSTANDING INSURANCE LAW 696 (2d ed. 1996).

⁵⁰ See Cohen & Siegelman, *supra* note 27, at 39.

⁵¹ See *id.* at 40.

C. FAIRNESS AND ILLICIT DISCRIMINATION

Any type of discrimination can be considered illicit to the extent that it trades on individual characteristics that are socially suspect. Policyholder characteristics can be deemed socially suspect for two related reasons.⁵² First, insurers' use of certain risk characteristics may reinforce or perpetuate broader social inequalities by making insurance less available or more expensive to historically disadvantaged groups.⁵³ For instance, insurers who charged more to immigrant drivers would thereby perpetuate preexisting inequalities. Second, risk-classification schemes may be socially suspect because they cause some sort of expressive harm, even though they do not penalize with higher rates members of groups who are traditionally disadvantaged. As an example, we might object to an insurer who announced that it was willing to sell annuities at better rates to African-Americans because they tend to have a shorter life span. Unlike the first example, this objection might persist even though the traditionally disadvantaged group is made better off as a result of the insurer classification scheme. Here the problem is not that a traditionally disadvantaged group is economically harmed. Instead, the concern is that the insurance classification scheme perpetuates inappropriate stereotyping.⁵⁴

⁵² Abraham frames this category more broadly, stating that a classification can be suspect for at least four reasons: (i) it is used improperly in other fields, (ii) it is not supported by sufficient data, (iii) it systematically works to the disadvantage of a particular group, or (iv) it perpetuates unfair disadvantages outside of the insurance system. In general, though, none of the first three explanations seem problematic unless they are coupled with the fourth. It is not, for instance, troubling that classification schemes systematically work to the disadvantage of individuals with bad driving records. Similarly, Abraham himself argues elsewhere in his article that mere inaccuracy is not, in itself, a basis for a fairness objection. See Abraham, *supra* note 4, at 442.

⁵³ Although often framed in terms of fairness, this argument can also be understood in economic terms as an externality argument: insurers impose harms on society at large by relying on certain suspect classifications.

⁵⁴ See Elizabeth S. Anderson & Richard H. Pildes, *Expressive Theories of Law: A General Restatement*, 148 U. PA. L. REV. 1503, 1504 (2000) (“[E]xpressive theories tell actors—whether individuals, associations, or the State—to act in ways that express appropriate attitudes toward various substantive values.”).

In many cases, of course, both types of argument can be deployed to label a classification scheme illicit or socially suspect. At times, though, classification schemes may be socially suspect based only on one of these two considerations. For instance, automobile insurance rating schemes have recently been criticized because they may result in lower-income individuals paying higher rates.⁵⁵ This objection is principally based on the first type of argument: insurers' rating schemes are perpetuating income inequality by requiring lower income individuals to pay more for coverage. Indeed, it is hard to articulate an expressive harm from insurers' underwriting efforts because insurers generally do not explicitly rely on policyholder income in rating policies; instead, other classification measures may simply have the impact of disproportionately harming low-income policyholders. By contrast, objections to the use of gender in life insurance (but not annuities) may tend to rely exclusively on the second type of argument, because gender-based premiums economically benefit women, whose expected life span is longer than men. Objections to such practices must therefore emphasize the expressive harm associated with reaffirming the relevance of gender-based social patterns and practices.

III. VARIATION IN STATE INSURANCE ANTI-DISCRIMINATION LAWS

A. THE EMPIRICAL APPROACH: CODING STATE ANTI-DISCRIMINATION LAWS⁵⁶

To understand state law governing insurance discrimination, we investigated how each state (as well as Washington, D.C.) regulates insurers' use of nine policyholder characteristics – race, religion, ethnicity, gender, age, genetic testing, credit score, sexual orientation, and zip code – across the five largest lines of insurance – life, health, disability, auto, and property/casualty. This produced 2,295 sets of rules (9 traits times 5 lines of insurance times 51 jurisdictions), derived from state statutory,

⁵⁵ Stephen Brobeck & J. Robert Hunter, *Lower-Income Households and the Auto Insurance Marketplace: Challenges and Opportunities*, CONSUMER FED'N OF AM. (Jan. 30, 2012), <http://www.consumerfed.org/news/450>.

⁵⁶ This Article includes only a brief discussion of the empirical approach. For more details on how data was selected and coded, see Avraham, Logue & Schwarcz, *supra* note 1.

administrative, and judicial materials.⁵⁷ For each state/characteristic/line combination, we then converted the applicable rules to one of six possible codes. These codes range along a continuum, from those that are least restrictive of insurers' underwriting decisions to those that are most restrictive. The entire continuum is reproduced below:⁵⁸

Expressly Permit (-1)—The state has a statute expressly or impliedly permitting insurers to take the characteristic into account.

No Law on Point (0)—The state laws are silent with respect to the particular characteristic.

General Restriction (1)—The state has a statute that generally prohibits “unfair discrimination,” either across all lines of insurance or in some lines of insurance, but that statute does not provide any explanation as to what constitutes unfair discrimination and does not identify any particular trait for limitation.

Characteristic-Specific Weak Limitation (2)—The state has a statute that limits but does not prohibit the use of a particular characteristic in either issuance, renewal, or cancellation.

Characteristic-Specific Strong Limitation (3)—The state has a statute that prohibits the use of a particular characteristic when the policy is either issued, renewed, or cancelled, or, the state has a statute that limits, but does not completely prohibit, the use of a particular characteristic in rate-setting.

Characteristic-Specific Prohibition (4)—The state has a statute that expressly prohibits insurers from taking into account a specific characteristic in setting rates.

1. An Overview of Variation in the Intensity of Risk Classification Regulation

The data developed above reveal substantial variations in state insurance antidiscrimination laws across the nine characteristics that we

⁵⁷ Judicial decisions and administrative rulings rarely impacted the coding derived from state statutes. Surprisingly, out of the 2,295 trait/line combinations (9 traits times 5 lines of insurance times 51 jurisdictions), only sixteen total trait/line combinations were changed on this basis.

⁵⁸ We acknowledge that this continuum from permissive to stringent restrictions is neither perfectly continuous nor perfectly scaled, but it is the best that can be done given the nature of the data. It allows us to “see” the data in a way that makes it more accessible.

investigated. This is easily seen in Chart 1, which compares the average level of restrictiveness for each characteristic, for all lines of insurance and all states combined.⁵⁹ Overall, Chart 1 demonstrates that race, national origin, and religion are the most heavily regulated of the characteristics. Each of these averages more than a weak limitation (a 2 in our coding scheme). The next most regulated characteristic is gender, followed by sexual orientation. Age is the least restricted, averaging less than a 1 in our coding scheme, which means that, on average, state insurance anti-discrimination laws tend to prohibit unfair discrimination generically, but do not specify when or how age-based discrimination might be impermissible.

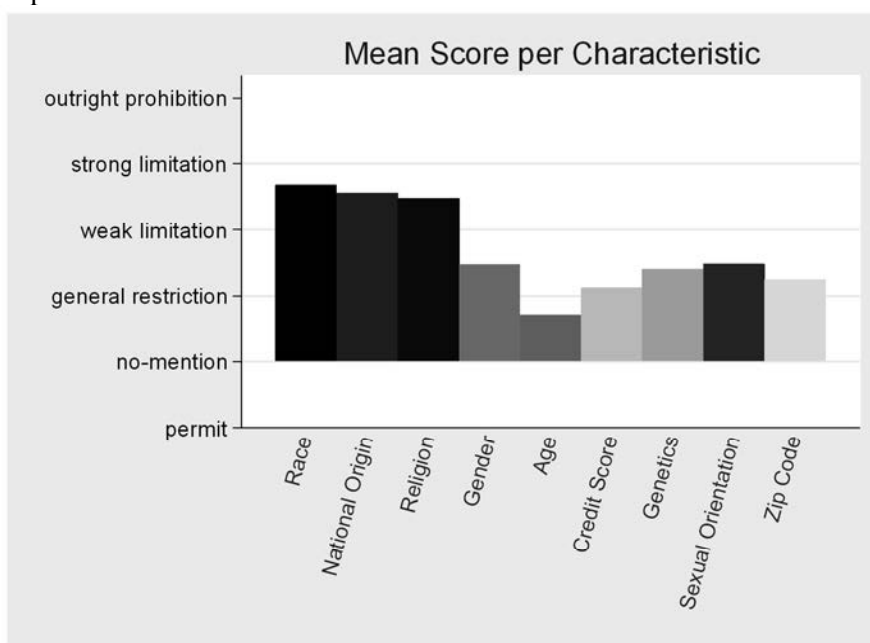


Chart 1

State insurance anti-discrimination laws vary not only across regulated characteristics, but also across insurance coverage lines. Chart 2 illustrates this cross-line variation in the intensity of risk-classification

⁵⁹ For example, in Chart 1 the bar for “race” shows the average treatment for race across all fifty-one states and all five insurance lines. This is a total of 255 (51 x 5) laws that are, on average, slightly less than a strong limitation (a “3” on our coding scale).

regulation. It reports the average level of restrictiveness for each line of insurance, this time averaging together scores for all policyholder characteristics and all states. This value varies between just more than a “General Restriction” (or numerical score of 1) for disability insurance to just more than a Characteristic-Specific “Weak Limitation” (or numerical score of 2) for auto and property/casualty. Thus, our data suggest that state laws regulating risk-classification practices are most restrictive in the auto and property/casualty insurance lines and least restrictive for disability and life insurance lines.⁶⁰ State anti-discrimination laws for health insurance fall in between these extremes.

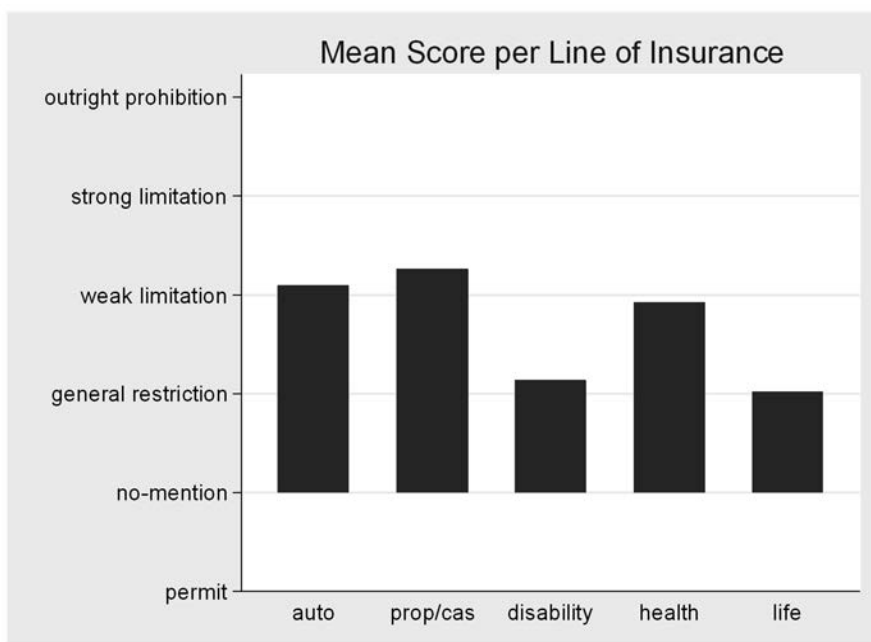


Chart 2

⁶⁰ One possible explanation for the restrictiveness of each line of insurance is that states with general restriction statutes for a specific line of insurance may not have felt a need to pass stricter laws. However, as seen in Avraham, Logue & Schwarcz, *supra* note 1, this was not a relevant factor in explaining cross-line variations.

Chart 3, below, reports the restrictiveness of state risk-classification regulations by characteristic as well as by coverage line. It contains the same information as in Chart 2, but with the blue bar “removed” to expose the average scores across states for each line/characteristic combination.

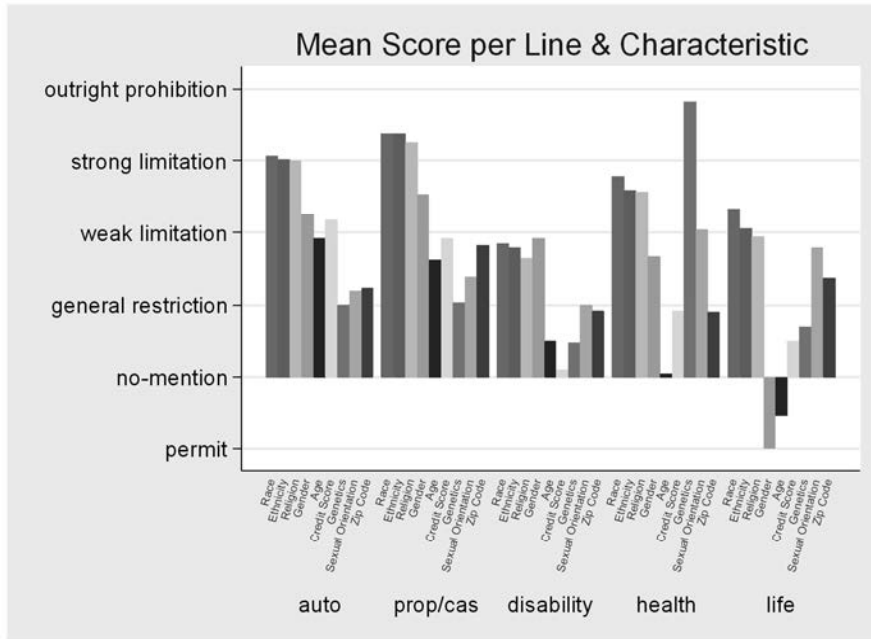


Chart 3

Chart 3 suggests that the similarities in risk-classification restrictions in auto and property/casualty insurance extend beyond the similar aggregate measures reported in Chart 2. Both lines of insurance seem to have a very similar pattern of risk classification restrictions across different characteristics, as reflected in the similar patterns of data reported in the auto and property/casualty insurance entries in Chart 3. A similar point can be made for health and life insurance, with the exception of genetics, age, and gender, which vary significantly in their treatment across these two lines of coverage. Disability insurance seems to stand out as unique in its pattern of risk-classification restrictions.

Chart 3 also shows that the comparatively heavy regulation of race, national origin, and religion noted in Chart 1 exists across all lines of insurance. These characteristics (the top three bars) are almost always the

most intensely restricted characteristics in every coverage line, with sometimes a full one-point difference between them and the next most restricted characteristic, namely gender.⁶¹

In addition to adding some nuance to the data reported in Charts 1 and 2, Chart 3 also reveals interesting disparities in how individual policyholder characteristics are treated across different lines of coverage. Consider policyholder genetics, for instance. Chart 3 shows that forty-eight of the fifty-one jurisdictions completely prohibit the use of genetics for health insurance, giving genetics the highest overall restrictiveness score of any characteristic for a single line of insurance, even though in the other four lines the mean score for genetics is low.⁶² This near-consensus among states regarding the use of genetic information in health insurance is reflected in the 2008 passage of the federal Genetic Information Non-Discrimination Act, which forbids the use of genetic information in health insurance.⁶³

Genetics is not the only policyholder characteristic that is regulated differently across different lines of insurance. Chart 3 also shows that gender is highly restricted in auto, property/casualty, and disability insurance, but only weakly restricted in health and is permitted by all states in life.⁶⁴ Somewhat similarly, Chart 3 shows that credit score is more intensely restricted in automobile and property/casualty insurance than in disability, health, and life insurance. Finally, age is also regulated quite different across different lines of insurance. In health and life insurance, age tends towards the “permitted” score, whereas age is regulated much

⁶¹ The only exceptions are restrictions on genetic traits in health insurance underwriting and restrictions on gender in disability insurance. The “big three” phenomenon can also be seen when looking at the number of jurisdictions that completely prohibit the use of a characteristic across all five lines of insurance. Race (nine states), ethnicity (nine states), and religion (seven states), along with sexual orientation (five states) and gender (one state), are the only characteristics that were banned in all five lines of insurance by a state. For further information, see Avraham, Logue, & Schwarcz, *supra* note 1.

⁶² New York is the only state that allows (with heavy restrictions) insurers to use genetic testing in health insurance. See N.Y. INS. LAW § 2615 (McKinney 2000).

⁶³ Genetic Information Non-Discrimination Act of 2008, Pub. L. No. 110-233 § 102(b)(1)(B), 122 Stat. 881, 893 (2008). Under the Act genetic testing is defined to include family history of disease.

⁶⁴ As noted later, federal health care reform prohibited this practice in health insurance starting in 2014.

more strongly (averaging a weak restriction) in property/casualty and auto insurance.⁶⁵ These disparities in how individual policyholder characteristics are treated across different lines of coverage are explored more extensively below, where we attempt to explain them using our model.

In summary, there are wide variations in state regulation of insurers' risk-classification practices. Across policyholder characteristics, the most restricted characteristics are race, ethnicity, and religion (the "big three"), and the most restrictive combination (outside of the big three) is genetics in health insurance. Across insurance lines, automobile insurance and property/casualty insurance are similarly regulated, and constitute the most restrictive lines of insurance. Health and life insurance are also similarly regulated with respect to permissible risk-classification, with health being more restrictive. Finally, various individual policyholder characteristics, including genetics, gender, credit score, and age, are regulated very differently across different lines of coverage.

IV. EXPLAINING VARIATION OF CHARACTERISTIC/LINE COMBINATIONS

This Part attempts to explain the variations described in Part II by reference to the three factors described in Part I. As described at the outset, our basic model suggests that state legislatures strike a balance between the efficiency and fairness considerations involved in insurance discrimination as follows:

a) *The predictive property*—State legislatures will be more likely to consider regulating (either by prohibiting or permitting) risk-classification based on a characteristic (such as age) if that characteristic has predictive value for policyholder risk.⁶⁶

b) *The illicit discrimination property*—State legislatures will be more inclined to *prohibit* risk-classification based on a characteristic (such as age) to the extent that doing so would help combat (or appear to combat) illicit discrimination.

⁶⁵ See *supra* Chart 3. Chart 3 reveals that on average sexual orientation and zip code are treated very similarly in all lines of insurance. They almost always fall around the score of "general restriction."

⁶⁶ State legislatures therefore tend to not regulate risk classifications when insurers have no economic incentives to do it because the characteristics convey no relevant information for that line of insurance. An example for that is sexual orientation in automobile insurance.

c) *The adverse selection property*—State legislatures will tend to *allow* risk classification to the extent that limiting such discrimination might plausibly trigger substantial adverse selection.

These properties must be balanced against each other to determine the outcome of state laws.

Section A of this Part begins with the easiest task: explaining the broad patterns of cross-characteristics variation in the intensity of state insurance anti-discrimination law described above. Section B then attempts to explain the patterns of cross-line variation. Finally, Section C uses our proposed model to explain cross-line variations in states' treatment of individual policyholder characteristics, including gender, age, and genetics.

A. EXPLAINING CROSS-CHARACTERISTIC VARIATIONS

The cross-characteristic variation described in Chart 1 can largely be explained by the illicit discrimination prong of our model. First, the fact that race, national origin, and religion are the three most restricted characteristics is broadly consistent with social judgments that discrimination on the basis of these characteristics is socially suspect, as reflected in both federal anti-discrimination laws and Supreme Court precedent. Thus, federal antidiscrimination laws, like Title VII⁶⁷ and Title VIII,⁶⁸ prohibit discrimination because of an individual's "race, color, religion . . . or national origin." Similarly, discrimination on the basis of race, national origin, and religion has long been subject to strict scrutiny under the Supreme Court's Equal Protection jurisprudence.⁶⁹

Correspondingly, gender – the next most heavily regulated characteristic in state insurance regulation – is subject to similar, though slightly less robust, federal anti-discrimination protections than the big three. Both Title VII and Title VIII prohibit discrimination on the basis of gender to the same extent that they prohibit discrimination on the basis of

⁶⁷ 42 U.S.C. § 2000e-2 (2012) (banning employment discrimination).

⁶⁸ 42 U.S.C. § 3604 (2012) (banning discrimination in the sale or rental of housing).

⁶⁹ Protection from religious discrimination has also been a part of the Constitution since our country's founding. U.S. CONST. amend. I; *Miller v. Johnson*, 515 U.S. 900, 904 (1995); *Church of Lukumi Babalu Aye, Inc. v. Hialeah*, 508 U.S. 520, 533 (1993); ERWIN CHEMERINSKY, *CONSTITUTIONAL LAW: PRINCIPLES AND POLICIES* 711 (4th ed. 2011).

race, national origin, and religion. But gender only receives an intermediate level of scrutiny under the Supreme Court's Equal Protection jurisprudence.⁷⁰

The fact that sexual orientation is the next most restricted characteristic after gender is also broadly consistent with emerging norms about socially suspect characteristics. To be sure, discrimination on the basis of sexual orientation has not been recognized for protection by federal laws in the same way that race, religion, national origin, and gender have been. And while the Court has implied a willingness to protect gays and lesbians from discrimination, so far it has done so only using rational basis review.⁷¹ Moreover, gay rights have been enjoying greatly enhanced protections at the state level in recent years, with numerous states passing new laws in support of gay marriage⁷² and prohibiting discrimination on the basis of sexual orientation in areas like employment.⁷³

Age is the least regulated characteristic in state insurance law, which is a little harder to understand based solely on the illicit discrimination prong of our model. On one hand, discrimination on the basis of age is only subject to rational basis review under Equal Protection analysis,⁷⁴ and it is not protected under Title VII or Title VIII. On the other hand, though, the Age Discrimination in Employment Act provides basically the same protections for age as Title VII does for race, color, religion, sex, and national origin.⁷⁵

⁷⁰ *United States v. Virginia*, 518 U.S. 515, 531 (1996) (“[p]arties who seek to defend gender-based government action must demonstrate an ‘exceedingly persuasive justification’ for that action.”).

⁷¹ *Id.* at 575.

⁷² Jon Cohen, *Gay Marriage Support Hits New High in Post-ABC Poll*, WASH. POST. (Mar. 18, 2013), <http://www.washingtonpost.com/blogs/the-fix/wp/2013/03/18/gay-marriage-support-hits-new-high-in-post-abc-poll> (showing 58% of Americans support gay marriage).

⁷³ *See Gay and Lesbian Rights Poll*, GALLUP (May 11, 2014), <http://www.gallup.com/poll/1651/gay-lesbian-rights.aspx> (showing 89% of Americans agree that homosexual men and women should have equal job opportunities); *see also Poll Results: Gay Rights*, YOUGOV (October 31, 2013, 12:32 PM), <https://today.yougov.com/news/2013/10/31/poll-results-gay-rights/> (showing 69% of Americans believe it is already illegal under federal law to fire someone for being homosexual).

⁷⁴ CHEMERINSKY, *supra* note 69, at 802.

⁷⁵ *See* 29 U.S.C § 623 (2012).

B. EXPLAINING CROSS-LINE VARIATIONS

The broad patterns of cross-line variation in state insurance anti-discrimination law can largely be explained by our model, particularly the third prong – the adverse selection property. Recall that the auto and property/casualty insurance lines are the most heavily restricted by state anti-discrimination laws. This is consistent with our conjecture that these coverage lines are relatively less susceptible to adverse selection than other lines of coverage, giving the state more leeway to prohibit discrimination without triggering adverse selection.

There is good reason to believe that auto and property/casualty insurance lines are relatively resistant to adverse selection because minimum coverage levels are generally legally or practically mandated in these lines. Automobile drivers, of course, are legally required to carry a minimum amount of liability insurance in virtually every state. They are also frequently required to purchase UIM coverage. When individuals finance the purchase of a car, which is quite common, they are also commonly required to maintain comprehensive and/or collision coverage. Similarly, individuals who finance the purchase of a home, which is almost all homeowners, are required by their lenders to maintain minimum levels of homeowners insurance. Recall from Part II that when coverage is mandated, either *de jure* or *de facto*, the risk of adverse selection is smaller. Although this may be less true for liability coverage limits, which tend to be relatively low-value, financiers of automobiles and homes generally require the purchase of relatively comprehensive insurance.

Just as the adverse selection property of our model can explain the relative strength of state anti-discrimination laws in auto and homeowners insurance, it can also explain the relative weakness of these laws in the context of life and disability insurance. This is because there is good reason to believe that life and disability insurance are comparatively quite susceptible to regulatory adverse selection. This point is particularly compelling with respect to life insurance for three reasons.⁷⁶ First, life

⁷⁶ We acknowledge here that the empirical literature on adverse selection in insurance markets does not demonstrate that adverse selection is more common in life insurance markets than in other insurance markets. *See, e.g.*, John Cawley & Tomas Philipson, *An Empirical Examination of Information Barriers to Trade in Insurance*, 89 AMER. ECON. REV. 827 (1999); Cohen & Siegelman, *supra* note 27. This, however, is of only limited relevance given that this literature does not focus on the risk of regulatory adverse selection. Given the extensive benefits that

insurance may be especially susceptible to adverse selection from asymmetric information because individuals can relatively easily over-insure their own lives by purchasing policies from several insurers.⁷⁷ Second, there exists a robust secondary market for life insurance policies, allowing high-risk individuals to immediately profit with certainty from the purchase and the immediate sale of these policies when regulatory rules preclude accurate underwriting. Third, insurers cannot cancel an insured's life insurance policy merely because the individual's risk has changed. The renewability of a life insurance policy is generally guaranteed for a fixed period of time or until the insured dies or decides to drop their coverage. Thus, every high-risk insured who makes it into the pool will remain in the pool for a relatively long time.

Adverse selection may also be a problem in the context of disability insurance, though this is less clear than in the case of life insurance. The peculiar risk of adverse selection in disability insurance stems from the fact that, relative to other lines of coverage, disability insurance claims occur infrequently, but often involve large payouts.⁷⁸ This means that a small number of high-risk individuals within a disability

policyholders could enjoy in the life insurance context by taking advantage of information asymmetries regarding their risk levels, life insurers go to great lengths to limit information asymmetries by engaging in very careful underwriting processes. This is presumably an important reason why adverse selection is so rarely a substantial problem in life insurance markets. Our point is that, to the extent that life insurers were legally restricted from engaging in risk classification activities, this would be likely to result in substantial adverse selection because of the monetary gains that could thereby be enjoyed by high-risk policyholders.

⁷⁷ See Hoy & Polborn, *supra* note 41, at 236 (2000) (“The fundamental difference between life insurance and other insurance policies is, from an institutional point of view, that individuals can buy life insurance from as many companies as they want and therefore price-quantity contracts are not a feasible means against adverse selection; insurance companies can only quote a uniform price for all life insurance contracts. A second important difference between life insurance and other insurance is that there is no natural choice for the size of loss.”). On the other hand, when life insurers issue new policies, they require applicants to list all other life insurance policies in force on the person whose life is being insured. If the amount of combined coverage exceeds a given threshold, the life insurer is unlikely to issue the new policy, or will at least insist on a high premium, on adverse selection grounds.

⁷⁸ *The Use of Genetic Information in Disability Income and Long-Term Care Insurance*, ISSUE BRIEF (Am. Acad. of Actuaries), Spring 2002, at 2, available at http://www.actuary.org/pdf/health/genetic_25apr02.pdf.

insurance pool can substantially skew the prices that low-risk individuals pay.⁷⁹

Finally, the risk of regulatory adverse selection also seems to provide a plausible explanation for the fact that relative strictness of state anti-discrimination laws in health insurance fall in between property/casualty and auto insurance, on one end, and life and disability insurance, on the other. This is because adverse selection concerns with respect to the type of discrimination we investigate – which does not include health-based discrimination – are quite nuanced in the health insurance context. On one hand, none of the special factors applicable to life insurance apply to health insurance markets: over-insurance is not possible, there are no secondary markets for policies, at least until recently insurers could drop high risk insureds, and substantial payouts are made on a comparatively large number of policyholders. Additionally, depending on state law, health insurance carriers (until very recently) could combat adverse selection through product design, for example by asking for applicants' medical history.⁸⁰ Health insurance carriers also enjoy a unique ability to sell coverage on a group basis because the tax code confers substantial tax benefits on employer-sponsored coverage.⁸¹ Employer-

⁷⁹ This corresponds to the first adverse selection argument that there are a small number of high-risk individuals.

⁸⁰ See Jacob Glazer & Thomas G. McGuire, *Optimal Risk Adjustment in Markets with Adverse Selection: An Application to Managed Care*, 90 AM. ECON. REV. 1055, 1055, 1057 (2000). The extent to which life and disability insurance underwriters also use product design to combat adverse selection is unclear. To the extent that they do not request information about one's family history of genetic disease, the rationale for this is also unclear. What we do know is that requesting a family history of diseases is the norm with individually underwritten health insurance policies.

⁸¹ Specifically, federal tax laws allow the full value of employer-provided health insurance to be excluded from employees' income for purposes of calculating their income tax liability. 26 U.S.C. § 106(a) (2012). While life and disability insurance are also frequently sold on a group basis, there is less bias towards group markets in these contexts, principally because of the absence of comparable tax subsidies. Approximately 50% of life insurance policies are sold through employers, and approximately 50% are sold through the individual market, though policies sold in the individual market tend to be larger. See *The Life Insurance Coverage Gap: Strategies for Financial Professionals to Close the Gap*, PRUDENTIAL FINANCIAL 1 (2013), http://research.prudential.com/documents/rp/RP_The_Life_Insurance_Coverage_Gap.pdf (citing LIMRA, PERSON-LEVEL TRENDS IN U.S. LIFE INSURANCE OWNERSHIP (2011)). A substantial majority of

sponsored coverage combats the risk of adverse selection without any underwriting because employees are relatively heterogeneous with respect to most health-related factors, and definitely with respect to their genetic predisposition to illness.⁸²

The adverse selection prong of our model cannot fully explain the treatment of health insurance, as regulatory adverse selection caused by at least some of the anti-discrimination rules we isolate is a very real risk in health insurance for two reasons. First, and most importantly, the expected costs of high-risk policyholders in the context of some anti-discrimination rules – particularly age and gender – can be substantially larger than the expected costs of low-risk individuals.⁸³ Second, there are a potentially large number of people who constitute high-risk individuals in this context.⁸⁴ All of this is consistent with the fact that the Affordable Care Act (“ACA”) limits discrimination on the basis of age and prohibits discrimination on the basis of gender. The ACA also contains the individual mandate and substantial tax subsidies, both of which were specifically designed to limit the risk of adverse selection.

The middling level of state anti-discrimination law in health insurance becomes more understandable, though, when the illicit discrimination prong is added back in to the analysis. Concerns about illicit discrimination are stronger in health insurance than in any other line of coverage, as many view adequate health insurance to be a “right,” whereas few make similar arguments for other forms of coverage.⁸⁵ As

private health insurance is sold through employers. See David A. Hyman & Mark Hall, *Two Cheers for Employment-Based Health Insurance*, 2 YALE J. HEALTH POL’Y L. & ETHICS 23, 26 (2001).

⁸² See Hyman & Hall, *supra* note 81, at 32–33.

⁸³ See *supra* Part II.A (discussing factor two).

⁸⁴ See *supra* Part II.A (discussing factor one).

⁸⁵ See William Nowlan, *A Rational View of Insurance and Genetic Discrimination* 297 SCIENCE 195, 195 (2002) (“[A] clear distinction exists between economic and ethical considerations involved in underwriting health insurance and those that apply to life insurance. Life insurance in this country is not a societal right, although everyone is potentially eligible for limited survivorship benefits through social security.”). But see Susan M. Wolf & Jeffrey P. Kahn, *Genetic Testing and the Future of Disability Insurance: Ethics, Law & Policy*, 35 J.L. MED. & ETHICS 6, 8, 13 (2007) (noting that the difference in the laws may be attributable to the difference in “social importance” that people place on health insurance over life and disability insurance, but arguing that genetic information should be banned from disability insurance as well).

such, even if adverse selection concerns were as substantial in health insurance as they are in life and disability, thus tending to lead to less state anti-discrimination regulation, the illicit discrimination prong would tend to push in the opposite direction, promoting stronger anti-discrimination laws. The result would be a middling level of protection, precisely what we observe.

C. EXPLAINING PARTICULAR CROSS-LINE/CROSS-CHARACTERISTIC COMBINATIONS

Our model does a relatively good job of explaining the broad trends in cross-characteristic variation and cross line variation that we observe. In this section, we show that the model also provides relatively good explanations for many of the more specific patterns of state antidiscrimination law, wherein variation exists in the treatment of individual policyholder characteristics across different lines of coverage.

1. Cross-Line Treatment of Genetics

As noted in Part III, and more specifically illustrated in Chart 4 below, there is tremendous variation in the treatment of genetics across policy lines. This variation, moreover, does not follow the more general trends in cross-line variation: most notably, health insurance is much more strongly regulated than the other lines. In fact, the use of genetic information in health insurance underwriting is the most restrictive trait in our study. By contrast, Chart 4 shows that there is very little regulation of genetics in the other lines of insurance.⁸⁶ In fact, many states go so far as to explicitly permit the use of genetic information in other lines of insurance (a “-1” in our coding scheme). This can be seen in life insurance, and to a greater degree in disability insurance, which are regulated similarly with respect to genetics.⁸⁷ The Genetic Information Nondiscrimination Act

⁸⁶ New York is the only state to permit the use of genetic testing in health insurance, making it an outlier. New York is not even consistent, also permitting genetic discrimination in life and disability insurance, but restricting the use of genetics in auto and property/casualty.

⁸⁷ The main visual difference between life and disability insurance in Chart 4 is that while there are several states which do not mention anything about the usage of genetic test in disability insurance (score 0), there are no such states in life

(“GINA”) mirrors this result at the federal level, prohibiting health insurers (and employers) from using individuals’ genetic information, but leaving other forms of insurance unregulated with respect to genetic discrimination.

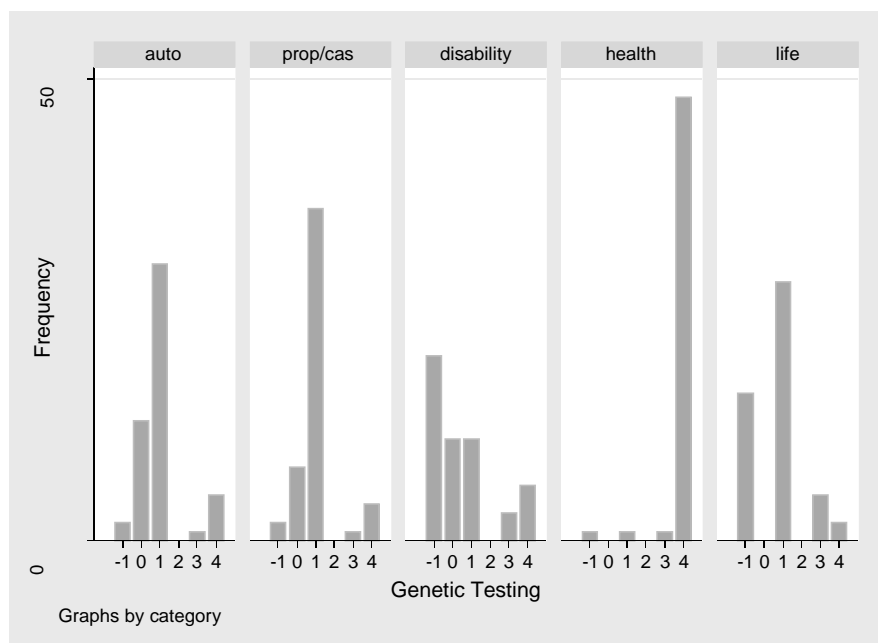


Chart 4: Distribution of States’ Scores for Genetic Testing, by Insurance Line

Our model does a relatively good job of explaining these patterns.⁸⁸ First, consider the treatment of genetic information in automobile and property/casualty insurance, which is usually restricted only under states’ general restriction laws (coded as a 1). Observe next that many states do not even mention genetic information in their laws, and that only two states expressly permit discrimination based on genetic information. These

insurance, and more states have the score of 1 (general restriction). That is not a major difference.

⁸⁸ For other attempts to explain these patterns, see generally Hoy & Polborn, *supra* note 41 (discussing the use of genetic testing in life insurance) and Wolf & Kahn, *supra* note 85 (discussing the use of genetic testing in disability insurance).

trends are consistent with prong one of our model, reflecting the fact that genetic testing does not (at least yet) seem to provide information that is predictive of expected losses with respect to auto and property/casualty insurance. As the first prong of our model predicts, legislatures are unlikely to act when insurance companies are not using, and are not likely to use, a specific characteristic in their underwriting decisions.

The observed patterns in life and health insurance are also consistent with our model. In these domains, where genetics is indeed quite predictive of risk, the illicit discrimination prong of our model becomes central. Genetic discrimination in the context of health, life, and disability insurance immediately evokes Nazi Germany and its obsession with promoting the reproduction of more “genetically desired” people and eliminating “genetically defective” individuals. Under this worldview, Nazis first forced those with Huntington’s disease to be sterilized and later murdered them in extermination facilities.⁸⁹ The United States also has a history of forced sterilization based on supposed genetic defects.⁹⁰ This history has led to broad social protections for those with genetic conditions, and suggests that in the health, life, and disability insurance domain, insurers’ use of genetics would raise strong concerns about illicit discrimination on the basis of socially suspect categories.⁹¹

At the same time, the adverse selection prong of our model is also relevant to assessing prohibitions on insurers’ use of genetic information. This fact largely explains why genetic discrimination is treated so differently in health insurance, on the one hand, and life and disability insurance, on the other hand. As was explained in the previous section on

⁸⁹ Thomas Lemke, “A Slap in the Face”. *An Exploratory Study of Genetic Discrimination in Germany*, 5 GENOMICS, SOC’Y & POL’Y 22, 29 (2009).

⁹⁰ Genetic Information Nondiscrimination Act of 2008, Pub. L. No. 110-233, § 2(2), 122 Stat. 881, 882 (2008).

⁹¹ Standing on their own, illicit discrimination arguments are not persuasive in explaining the differential treatment of genetic discrimination in health, on the one hand, and life and disability on the other. One might argue that genetic risk should be prohibited as a factor for obtaining health insurance based upon the view that adequate health insurance is a “right.” While this argument may contribute to the differences in treatment of genetic information across insurance lines, the fact that gender and age *are* allowed to be taken into account in health insurance (as we show below), suggests that the economic impact of adverse selection is a more powerful explanation. In fact, the Genetic Information Nondiscrimination Act specifically clarifies that “[t]he term ‘genetic information’ shall not include information about the sex or age of any individual.” *Id.* at § 101(d)(6)(C).

the intensity of regulation, life and disability insurance markets are generally more susceptible to adverse selection than health insurance markets (at least with respect to the policyholder characteristics we studied). As such, while the illicit discrimination prong overwhelms the adverse selection prong in health insurance, it is unable to do so in life and disability insurance, where the efficiency argument for allowing the use of genetic information is stronger.

This argument is enhanced by the fact that adverse selection concerns about genetic information in the health insurance context are relatively muted for health insurance policies purchased in individual markets. Such policies are often only in force for a short time. Yet genetic predisposition to illness represents a long-term, and typically a probabilistic, threat. For these reasons health insurers often focus on the short-term risks of their policyholders and may not have an incentive to attempt to identify such long-term risks.⁹²

2. Cross-Line Treatment of Gender

The most striking result shown in Chart 5 is that every jurisdiction in the country expressly permits insurers to take gender into account in life insurance. Interestingly, this has not always been the case. Until the mid 1980s the picture was quite similar to that of health insurance. In particular, twenty-one jurisdictions permitted using gender compared with nineteen jurisdictions which strongly limited it and two states, Montana and North Carolina, which prohibited it. The remaining nine jurisdictions restricted its use. Every jurisdiction had some opinion on how gender should be treated, as there were not any “no-law-on-point” entries. In 1983 the Supreme Court delivered the famous decision of *Arizona Governing Committee for Tax Deferred Annuity & Deferred Compensation Plans v. Norris*.⁹³ In *Norris* the Court ruled that employers cannot use gender-based retirement tables as this was impermissible in the employment context under Title VII of the Civil Rights Act of 1964.⁹⁴ Because states became concerned that similar principles will be applied to privately provided life insurance, eventually every jurisdiction made clear that life insurers are

⁹² See Nowlan, *supra* note 85, at 195.

⁹³ 463 U.S. 1073 (1983).

⁹⁴ *Id.* at 1074.

permitted under state law to use gender-blended or gender-based mortality tables, at their discretion.⁹⁵

Besides life insurance state laws vary dramatically across coverage lines in the extent to which they allow insurers to take into account gender in classifying policyholders.⁹⁶ This is most vividly demonstrated in the domain of health insurance. As Chart 5 reveals, eighteen jurisdictions expressly permit the use of gender in health insurance, while twenty-eight jurisdictions strongly limit or expressly prohibit its use. Gender is such a prominent issue for health insurance that every jurisdiction has addressed it in one way or another – either with a general or a specific statute; in other words, there are no entries in the “no-law-on-point” column of Chart 5. Interestingly, the Affordable Care Act prohibits insurers from charging higher rates due to gender in the individual and small group insurance markets.⁹⁷

⁹⁵ See Avraham, Logue & Schwarcz, *supra* note 1, at 244 n. 140.

⁹⁶ Recently, the Court of Justice of the European Union banned insurers’ use of gender in all forms of insurance. *See* Case C-236/09, Association Belge des Consommateurs Test-Achats ASBL, Yann van Vugt, Charles Basselier v. Conseil des Ministres, 2011 E.C.R. I-800, I-817 (invalidating Article 5(2) of Council Directive 2004/113/EC of 13 December 2004 as inconsistent with the Directive’s purpose of combatting gender discrimination in insurance).

⁹⁷ *Key Features of the Affordable Care Act By Year*, U.S. DEPARTMENT OF HEALTH & HUM. SERVICES <http://www.hhs.gov/healthcare/facts/timeline/timeline-text.html> (last visited Nov. 17, 2014). Irrespective of whether this approach is “correct,” Chart 5 suggests that the Affordable Care Act can be defended on the basis that it establishes a national policy on the issue. Even though states generally have autonomy to make their own decisions about various issues, the federal government has long played a central role in regulating discrimination on the basis of gender. *See, e.g.*, 42 U.S.C. § 2000e-2(a) (2012) (prohibiting employers from discriminating on the basis of sex).

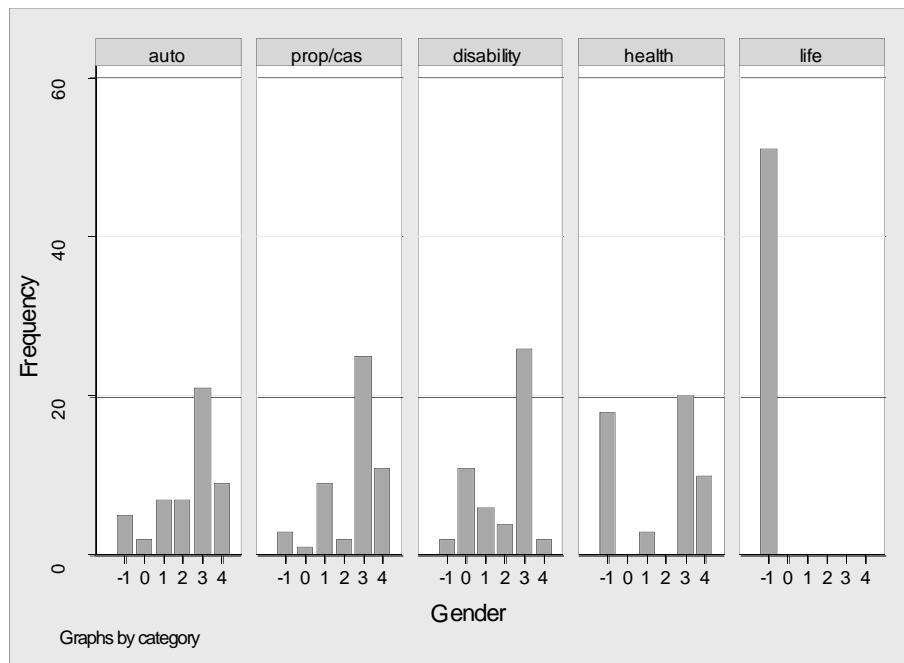


Chart 5: Distribution of States' Scores for Gender, by Insurance Line

The use of gender is both less polarized and more restricted in the other three lines of insurance. For the property/casualty line, most states are on the restrictive side of the chart, with twenty-five strongly limiting its use.⁹⁸ Not surprisingly, state laws display a similar pattern with respect to auto insurance.⁹⁹ Disability insurance is also restrictive with only Washington expressly permitting the use of gender and twenty-six strongly limiting it.

The cross-line variation in the treatment of gender substantially matches the more general cross-line variation described in Chart 2. Both overall and with gender specifically, auto and property/casualty insurance received the most restrictive scores. Similarly, life insurance received the lowest score overall with a clean -1 for all states. The only lines for which

⁹⁸ Only Maryland expressly permits the use of gender and Kansas has no law on point.

⁹⁹ Only four states (California, Delaware, Louisiana, and Maryland) permit gender's use and twenty-two strongly limit it.

gender differed from the average of all nine characteristics were health and disability. As seen in Chart 2, health insurance on average is treated more restrictively than disability insurance, but with gender the opposite is true – states are more restrictive with disability insurance and less restrictive with health insurance.

All of this suggests that the broad explanations for cross-line variation discussed above – which focus predominantly on adverse selection – can also explain the more specific pattern of cross-line variation found with respect to gender. Indeed, when looking at gender and life insurance, the differences between men and women in mortality risks are more important than is often assumed. Although the average difference in life expectancy between men and women is only several years, the difference in one's chance of dying in a given year varies greatly by gender.¹⁰⁰ Indeed, following *Norris* it was the fear of adverse selection that pushed all fifty-one jurisdictions to either issue a regulation or pass a statute (or both) in order to make clear that, if the Court were to expand its *Norris* holding to privately provided life insurance, then life insurers would have the discretion whether to use gender-blended or gender-based mortality tables.

Similarly, substantial differences exist in the expected healthcare costs of men and women due to the costs of child bearing, meaning that adverse selection also a substantial risk when gender-based classification is prohibited with respect to health insurance.¹⁰¹ While troubling on fairness grounds, this makes sense because it prevents an individual from waiting until she intends to become pregnant before enrolling in an insurance plan. If insurers cannot discriminate on the basis of gender they may have to charge higher prices to men relative to their (assigned) risk, causing them to drop out of the risk pool.¹⁰² This explanation is consistent with the

¹⁰⁰ *But see* Mary W. Gray & Sana F. Shtasel, *Insurers Are Surviving Without Sex*, 71 A.B.A. J. 89, 91 (1985).

¹⁰¹ One way that insurance companies prevent adverse selection in the individual market is by not including coverage for maternity costs. *See* NAT'L WOMEN'S LAW CTR., *STILL NOWHERE TO TURN: INSURANCE COMPANIES TREAT WOMEN LIKE A PRE-EXISTING CONDITION 3* (2009), *available at* <http://www.nwlc.org/sites/default/files/pdfs/stillnowheretoturn.pdf> (finding that 87% of health plans in the individual market available to a 30-year-old woman do not provide maternity coverage).

¹⁰² Interestingly, this might have the opposite effect for women with no plans to become pregnant. Such women would face an even greater discrepancy between

ACA's ban on gender-based underwriting, as the risk of adverse selection is largely counteracted by the incorporation of the individual mandate in the statute.¹⁰³ By contrast, adverse selection is not a substantial risk when state laws prohibit insurers from using gender in auto or property/casualty insurance. In addition to coverage mandates and lender requirements (which are explained above), this is because gender does not appear to correlate strongly with risk in property/casualty insurance, a fact that both limits the practical effect of the law as well as the risk of adverse selection. In the automobile insurance context, where gender may arguably play a role, the expected differences in risk between men and women, once other policyholder characteristics are taken into account, may be relatively small.

To the extent that the cross line variation for gender does not match the broader patterns of cross-line variation described above, they are nonetheless consistent with our model. In particular, the fact that health insurance is more strongly regulated than disability insurance likely stems from the first prong of our model: gender has a clear predictive value in life and health insurance, and therefore it is clear why no state has left gender unregulated in these lines of insurance. In contrast, it is not clear that gender has a predictive value in disability insurance (at least after controlling for whether the insured is working and, if so, what industry he or she is working in), which may explain why ten states have left it unregulated. Prong one in the specific context of gender thus alters the usual ordering of health and disability insurance.

Our model is also consistent with the fact that gender is permitted in life insurance. Illicit discrimination arguments against gender-based discrimination in the life insurance context are comparatively less compelling than in other lines. First, while gender-based discrimination increases women's premiums for annuities, it decreases women's premiums for life insurance products, so the net actual effect is likely to be small and may even be null.¹⁰⁴ Second, the ultimate beneficiaries of life insurance products are frequently the spouse or children of the person insured, therefore, even if discrimination was prohibited and one gender was forced to pay systematically higher premiums than the other gender, it is not clear that the incidence of such a premium differential would be

their true risks and their premiums if insurers charged only women for the expected costs of child birth than if they spread this risk among women and men.

¹⁰³ See *supra* Part II.

¹⁰⁴ Most states treat traditional life insurance and annuities similarly in their risk classification regulations.

borne systematically by one gender or the other. Both of these points mean that discrimination does not systematically harm or help women, and thus that any fairness-based argument trading on the notion that gender is a socially suspect classification category is substantially weakened.

3. Cross-Line Treatment of Age

States' regulation of age-based classifications also varies substantially across insurance lines, as reflected in Chart 6. On one hand, state laws are strongly permissive with respect to insurer use of age in life and health insurance.¹⁰⁵ In life insurance thirty-nine jurisdictions permit its use and none specifically limit or prohibit it. In health insurance, thirty-six jurisdictions – more than two-thirds – permit the use of age by insurance companies, while only eleven strongly limit its use.¹⁰⁶ The ACA limits differentials in premiums based on age to no more than a ratio of three to one.¹⁰⁷ On the other hand, age is more restricted in auto and property/casualty lines of insurance. Most states are on the restrictive side of the chart in these lines, with twenty-five having only general unfair discrimination rules applying to age.¹⁰⁸ Finally, most jurisdictions do not mention age in their disability insurance laws, or only provide a general

¹⁰⁵ Chart 3 showed that age is the only characteristic that, on average, leans towards being expressly permitted for any line of coverage. This is true for both health insurance and life insurance.

¹⁰⁶ Notably, eleven jurisdictions strongly limit the use of age in health insurance (California, Idaho, Illinois, Florida, Maine, Massachusetts, Michigan, Minnesota, Pennsylvania, and Vermont).

¹⁰⁷ Patient Protection and Affordable Care Act, Pub. L. No. 111-148, § 2701(a)(1)(A)(iii), 124 Stat. 119, 155 (2010).

¹⁰⁸ In auto insurance, only Delaware, Louisiana, and Michigan permit the use of age, five others have no-law-on-point, and the rest are roughly equally distributed between the four restrictive categories. Even in jurisdictions that expressly prohibit the use of age, younger drivers may pay higher automobile insurance premiums if insurers are allowed to rate based on the number of years of driving experience while others that have a specific restriction may permit the use of age under certain circumstances, like if there is a proven correlation between accident rate and the characteristic. *Compare* CAL. INS. CODE § 1861.02(a)(3) (West 2008) (allowing use of the number of years of driving experience), *with* N.Y. INS. LAW § 2331 (McKinney 2000) (forbidding the state approval of auto insurance plans that consider age, gender, or marital status, “unless such filing is supported by and reflective of actuarially sound statistical data.”).

restriction.¹⁰⁹ Overall, disability insurance is another non-restrictive line of insurance with the unique fact that most states (twenty-six) do not mention anything at all.

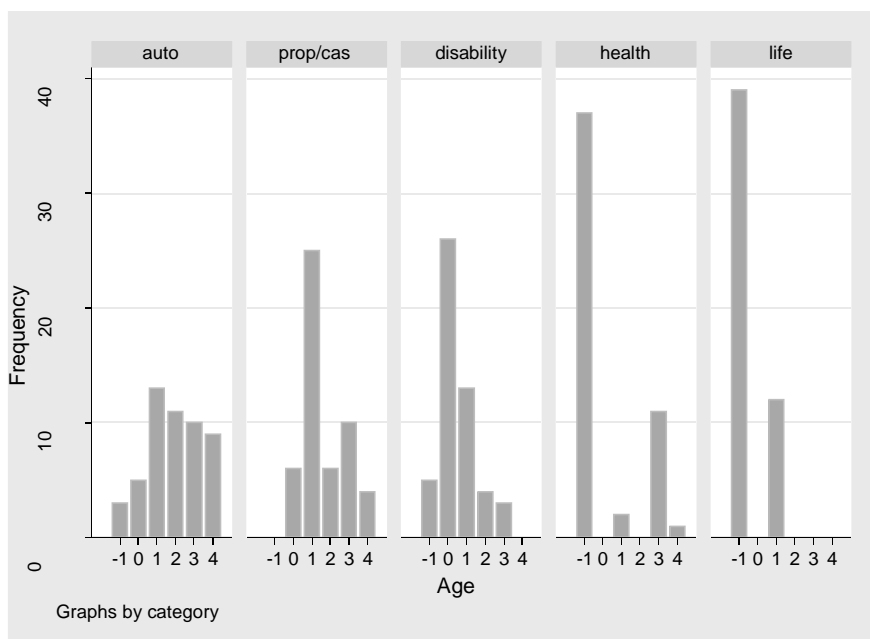


Chart 6: Distribution of States' Scores for Age, by Insurance Line

Because the patterns of cross-line variation with respect to age match the broader patterns of cross line variation, our model can explain these findings in the same way that it explains the broader cross-line variation described in Part B. But prong three of our model also helps to explain the more specific fact that state regulation of age is particularly permissive in the context of health and life insurance. Regulatory restrictions on the use of age in the context of health and life insurance would raise particularly large adverse selection concerns. This is because the magnitude of the correlation between age and death/illness is very large and very well understood by policyholders. Indeed, the connections between age, on the one hand, and the risks of illness and death, on the

¹⁰⁹ No state prohibits the use of age in disability insurance and only three states strongly limit it (Michigan, Pennsylvania, and Texas).

other, are so intuitive that many deaths and illnesses (such as dehydration) are simply attributed to “old age.”¹¹⁰

Admittedly, our model does have trouble explaining one element of the cross-line regulation of age: the lack of state law specifically regulating the use of age in disability insurance. Prong one could explain this finding if age had no predictive value in disability insurance. But this seems unlikely, although the nature of the connection between age and disability is certainly less clear than it is in the context of health, life, and auto insurance.

4. Cross-Line Treatment of Credit Score

The cross-line treatment of credit score discrimination matches the larger trends seen across all characteristics: it is most heavily regulated in auto and property/casualty and less heavily regulated in life, health and disability. Aside from demonstrating this fact, Chart 7 also shows that insurers’ use of credit score is specifically addressed by almost every state in property/casualty and auto insurance.¹¹¹ By contrast, many state laws generally do not specifically address the use of credit score in health, life, and disability insurance, where the majority of the laws are coded as either a “0” or a “1.” Where this is not the case, states explicitly permit the use of credit score, and few explicitly restrict it.

¹¹⁰ Spencer Kimball, *Reverse Sex Discrimination: Manhart*, 1979 AM. B. FOUND. RES. J. 83, 108 (1979) (“Age discrimination is so basic in life insurance and annuities that any serious challenge to it seems unlikely.”); *see also* Lea Brilmayer et al., *Sex Discrimination in Employer-Sponsored Insurance Plans: A Legal and Demographic Analysis*, 47 U. CHI. L. REV. 505 (1980).

¹¹¹ In auto insurance, the only jurisdiction that does not mention credit score is the Washington, D.C.

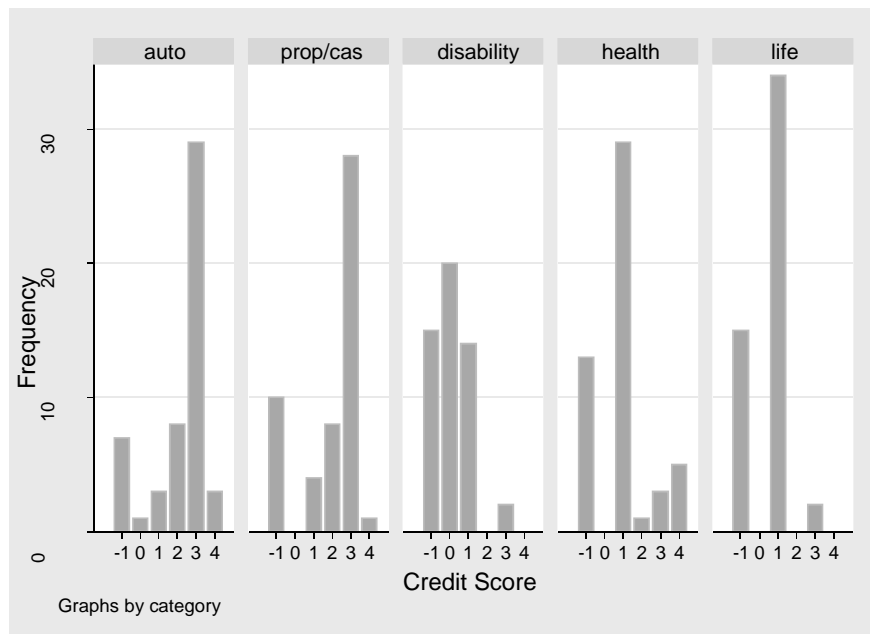


Chart 7: Distribution of States' Scores for Credit Score, by Insurance Line

Once again, these findings are broadly consistent with both general trends and our explanations for these general trends. But our model also provides some more nuanced explanation for these findings. In particular, the fact that credit score is so rarely mentioned in state laws governing health, life, and disability, but specifically addressed in auto and property/casualty, is quite consistent with prong one of our model, the predictive property. Put quite simply, credit score has repeatedly been shown to predict losses in property/casualty and auto insurance.¹¹²

¹¹² See FED. TRADE COMM'N, CREDIT BASED INSURANCE SCORES: IMPACTS ON CONSUMERS OF AUTOMOBILE INSURANCE (2007), available at http://www.ftc.gov/os/2007/07/P044804FACTA_Report_Credit-Based_Insurance_Scores.pdf (discussing widespread use of credit scores in auto and homeowners). The reason why, however, is not well understood. According to the National Association of Independent Insurers, at least, "people who manage their personal finances responsibly tend to manage other important aspects of their life with that same level of responsibility and that would include being responsible behind the wheel of their car or being responsible in maintaining their home." ERIC SIEGAL, PREDICTIVE ANALYTICS: THE POWER TO PREDICT WHO WILL CLICK, BUY, LIE, OR

However, we are unaware of any research suggesting that credit score is a useful predictor of risk in other lines of insurance. Indeed, insurers in these three lines of insurance have not historically used credit information in their underwriting practices.¹¹³ Thus, there was never a need to restrict the usage of credit score in these lines.¹¹⁴

Our model also explains why the regulation of credit score in property casualty and automobile insurance tends to hover around a strong limitation (“3”) rather than a prohibition (“4”) in our data. Our second prong, the illicit discrimination property, suggests that there is a rationale for strong regulation in this domain. The core justification for regulating credit score is that it is not causally linked to risk and instead serves as a proxy for socially suspect characteristics like race and income. At the same time, adverse selection, our third prong, at least mildly pushes against the outright prohibition of credit score. The result is a strong limitation with some states explicitly prohibiting this practice.

5. Cross-Line Treatment of Race, Religion, and Ethnicity

Chart 3 above showed that race, ethnicity, and religion (the “big three”) are the most intensely restricted characteristics in every line of insurance, with sometimes a full one-point difference between them and the

DIE 83 (1st ed. 2013) (quoting David Hanson of the National Association of Independent Insurers).

¹¹³ See NAIC, CREDIT REPORTS AND INSURANCE UNDERWRITING (1997) (“As reported by the American Council of Life Insurance (ACLI) and the Health Insurance Association of America (HIAA), life and health insurers do not use credit reports of the type that are used to establish a person's eligibility for credit”); Christopher Cruise, *How Credit Score Affects Insurance Rates*, BANKRATE (Sept. 23, 2003), <http://www.bankrate.com/brm/news/insurance/credit-scores1.asp> (“So far, spokesmen at the trade associations for health and life underwriters say they don't know of any of their members use credit scoring in underwriting and pricing policies . . .”).

¹¹⁴ There is some anecdotal evidence that life, disability, and health insurers may be experimenting with using credit score to rate policyholders. If so, then this suggests that states should be cautious in restricting limitations on insurance discrimination to lines in which carriers presently use the characteristic at issue. Doing so can produce unjustified discrepancies in legal restrictions if insurers' underwriting or rating patterns change.

next most restricted characteristic, namely gender.¹¹⁵ Surprisingly, though, states do not uniformly prohibit insurers from using race, religion, and ethnicity, a fact we explore at length in related work.¹¹⁶ For present purposes, the key issue is the variation in states' regulation of the "big three," which resembles the broader cross-line trends: property/casualty insurance is the most restrictive line of insurance, then auto, health, life and lastly disability insurance.

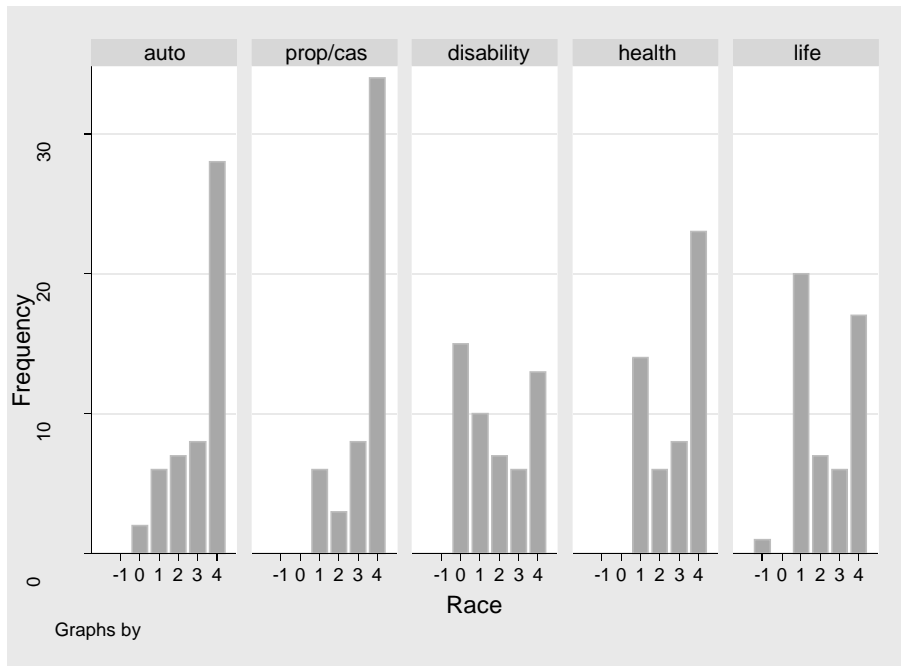


Chart 8: Distribution of States' Scores for Race, by Insurance Line

¹¹⁵ Interestingly, the prohibition on using religious affiliation is stricter on average than the prohibition on using race or ethnicity. *See supra* Chart 3.

¹¹⁶ *See* Avraham, Logue & Schwarcz, *supra* note 1.

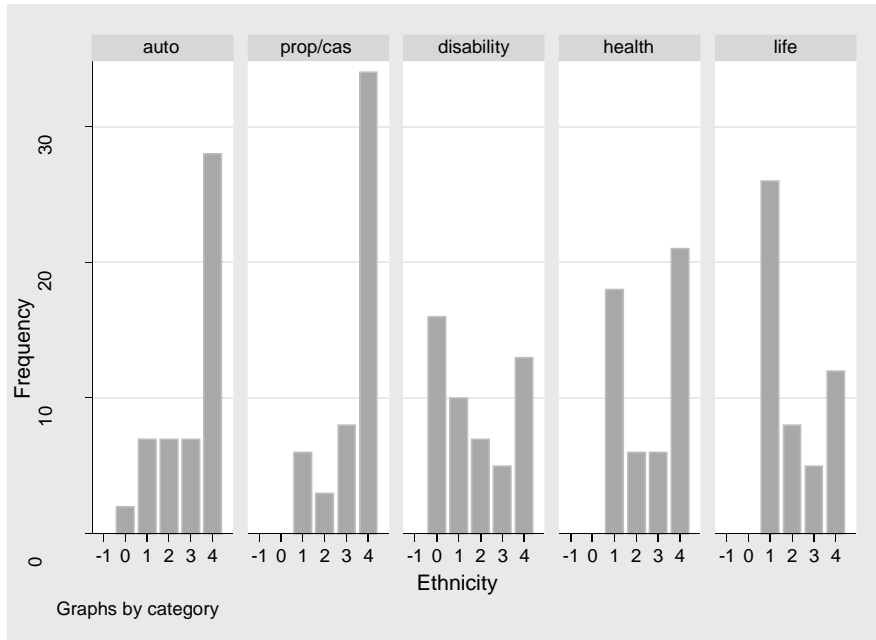


Chart 9: Distribution of States' Scores for Ethnicity, by Insurance Line

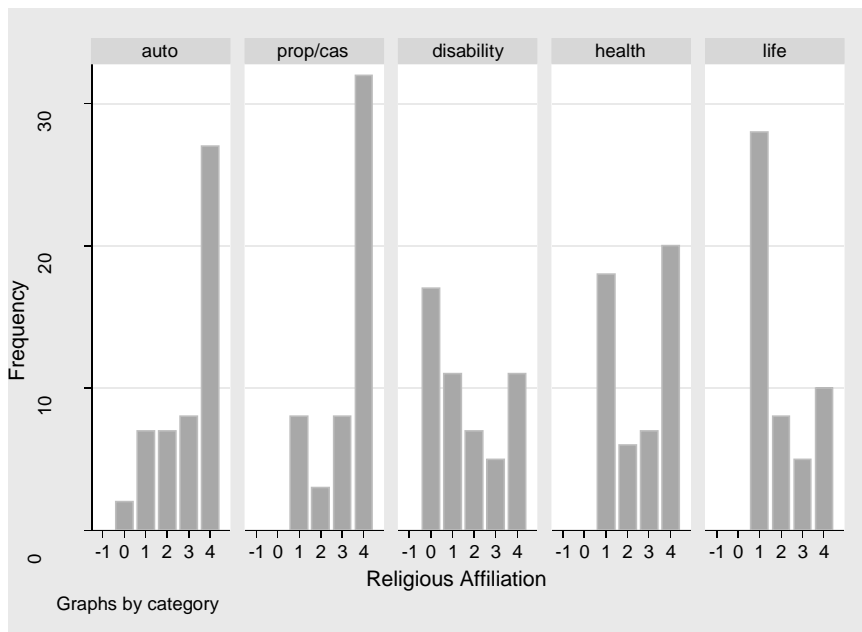


Chart 10: Distribution of States' Scores for Religion, by Insurance Line

At least with respect to the big three, however, we think that the best explanation for this pattern is not the adverse selection property, which was the principal explanation we offered for cross-line variation that was no trait specific. Instead, it is likely that the patterns found in each of the charts above are better explained by prong one of our model: the predictive property. There is substantial historical precedent for homeowner and automobile insurers using race, or proxies for race, ethnicity, and religion in their underwriting.¹¹⁷ By contrast, there is much less historical precedent for race, ethnicity, or religion ever been used in health, life, or disability insurance, and it is not immediately clear that these factors would offer much predictive value to insurers even if they were to use them.¹¹⁸

¹¹⁷ See, e.g., J. Gabriel McGlamery, Note, *Raced Based Underwriting and the Death of Burial Insurance*, 15 CONN. INS. L.J. 531, 538–39 (2009).

¹¹⁸ The one exception was industrial life insurance, which amounts to a form of burial insurance. For years this insurance was classified according to race, which apparently was never considered illegal, but the practice died out some thirty years ago. *Id.* at 531, 538–39.

If at all, the question is why not *every* state in the country *prohibits* the use of race, ethnicity, and religion. In other words, why do some states just limit the use of race? In our previous article we offered a number of theories. Perhaps state regulators and their constituents are under the impression that federal law already bans the use of these characteristics. Or, maybe state legislatures that have not adopted bans for the big three are of the view that insurers have stopped using race, ethnicity, and religion already and thus that a law prohibiting their use would simply be unnecessary.

We are still left with a puzzle though: why do state insurance anti-discrimination laws impose stiffer restrictions on the use by insurers of the “big three” in auto and property/casualty insurance than they do for health, life, and disability. As in the case of credit score above, we believe that adverse selection does not provide an adequate answer. Even if these characteristics have predictive value for health, life, or disability insurance, unlike the case of credit score, none of these lines actually permits taking these characteristics into account. We therefore believe that the best explanation is that these characteristics clearly fall under the general restrictions rules (coded as 1), which explains the low average score.

6. Cross-Line Treatment of Zip Code

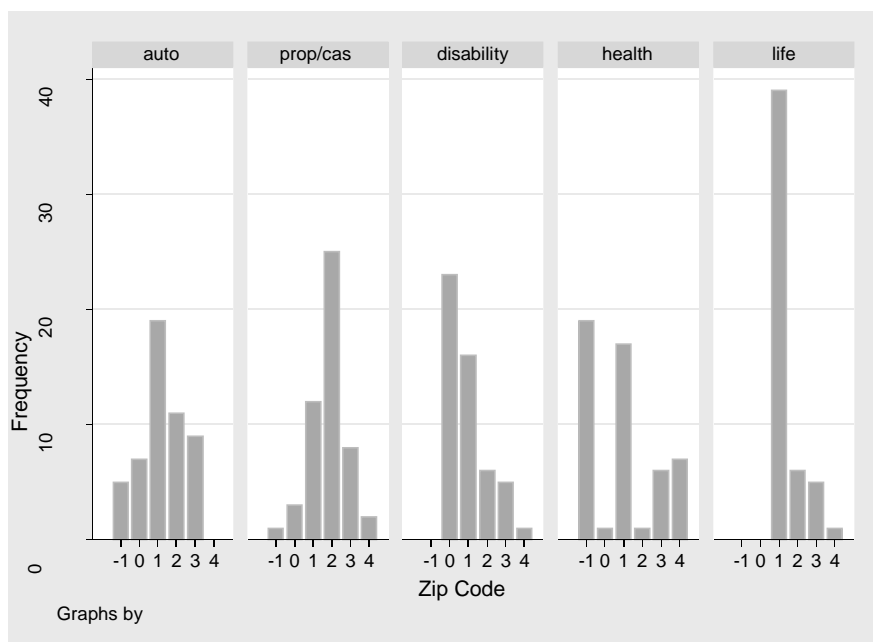


Chart 11: Distribution of States' Scores for Zip Code, by Insurance Line

States' regulation of discrimination on the basis of policyholder zip code varies along the same lines that generic antidiscrimination rules vary across lines: it is regulated most restrictively in property/casualty insurance and least restrictively in health and disability insurance. Chart 11 demonstrates this fact, while revealing that state laws specifically mentioning zip code are much more common in auto, property/casualty, and health insurance than they are in life and disability insurance. Chart 11 also shows that almost twenty states explicitly permit health insurers to classify policyholders' risks based on their zip code, compared with only five states which permit it in automobile insurance, and only one in property/casualty insurance.

Once again, these results are consistent with our model. First, the fact that state law specifically mentions zip code much more frequently in health, property/casualty, and auto than in disability and life insurance is consistent with prong one of our model. Zip code has clear predictive value in the lines where states tend to regulate it. Thus, zip code is quite

relevant to health insurance risk, as there is substantial geographical variation in the general cost level of medical services in different geographic area.¹¹⁹ Zip code also has predictive value for property/casualty insurance because it can provide information about the risk of fire, the likelihood of theft, the cost of rebuilding, and numerous other factors that are constitutive of a homeowner's risk.¹²⁰ Similarly, zip code can help predict auto policyholders' risk because it provides information about traffic patterns, density, and risk of loss.¹²¹ Indeed, the vast majority of states do not leave zip code unregulated in auto insurance. Therefore the first prong of our model is helpful in explaining the variation in zip code regulations. By contrast, it is unclear whether zip code has any capacity to predict risk for disability and life insurance (at least once other underwriting factors are used).¹²²

As for the disparate treatment of zip code for health insurance, on the one hand, and automobile and property/casualty insurance on the other, this too is consistent with our model. The relatively strong restrictions on using zip code in automobile and homeowners insurance stems from the fact that commentators and consumer groups have argued that zip codes are, or in the past have been, used by insurers as proxies in the home and auto insurance context for socially suspect characteristics, such as race. Although the same concern might apply in the health insurance domain, adverse selection pushes in the opposite direction given the large geographical variation in the costs of health care. The magnitude of that variation makes adverse selection a much larger threat in health insurance than in home or auto insurance.¹²³

¹¹⁹ *Understanding of the Efficiency and Effectiveness of the Health Care System*, DARTMOUTH ATLAS OF HEALTH CARE, <http://www.dartmouthatlas.org/> (last visited Nov. 21, 2014).

¹²⁰ The ISO (Insurance Services Office) evaluates public fire protection capabilities. See *ISO's Public Protection Classification (PCC) Program*, ISO MITIGATION ONLINE, <http://www.isomitigation.com/ppc/0000/ppc0001.html> (last visited Nov. 21, 2014).

¹²¹ David Lazarus, *ZIP Code Still a Factor in Auto Insurance*, L.A. TIMES (Apr. 6, 2008), <http://www.latimes.com/business/custom/yourmoney/la-fi-lazarus6apr06,0,693725.column?page=2>.

¹²² We note that mortality and disability rates should also depend on crime rates and accident rates, both of which depend on zip code.

¹²³ See *supra* Part II (discussing adverse selection).

7. Cross-Line Treatment of Sexual Orientation

As Chart 12 shows, the most restrictive line with respect to sexual orientation is health, followed by life insurance. By contrast, sexual orientation is less regulated in auto, property/casualty, and disability insurance, with many states having a no-law score with respect to sexual orientation.

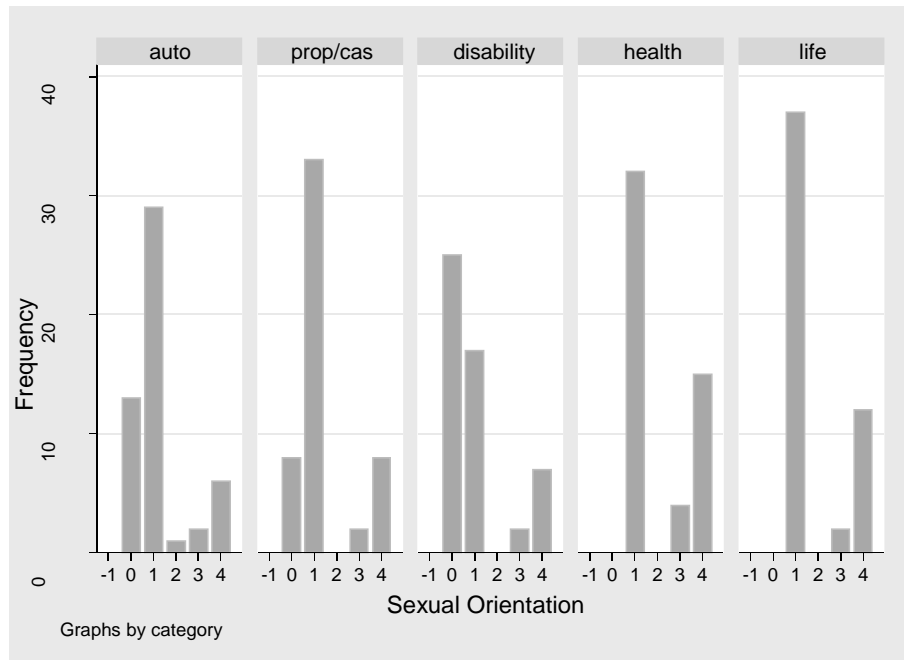


Chart 12: Distribution of States' Scores for Sexual Orientation, by Insurance Line

Once again, these results are largely consistent with our model. First, it is quite clear that sexual orientation has currently no predictive power with respect to auto, prop/casualty, and disability. This explains why a number of states in these lines of insurance have no law on point (our first prong). By contrast, at several points in recent history sexual orientation was perceived to have predictive power with respect to healthcare costs and an increased mortality rate via its perceived association (whether empirically proven or not) with AIDS. This explains why all states in health and life insurance chose to regulate it. Second, sexual orientation has over the past decades become recognized as

deserving protection against discrimination, as discussed above.¹²⁴ Thus, there is a strong fairness based argument that sexual orientation should not be used in the lines where it does have perceived predictive power: life and health insurance. Third, the number of individuals who actually are gay and have AIDS is quite small relative to the aggregate pool of policyholders. As a result, prohibiting discrimination on this basis is unlikely to cause any substantial amounts of adverse selection costs.

V. CONCLUSION AND NORMATIVE IMPLICATIONS

Insurance regulations governing permissible forms of discrimination vary among states, characteristics, and lines of coverage. This Article demonstrates that a tremendous amount of this variation can be explained by a simple three-pronged model that emphasizes the predictive value of a characteristic in a particular line, the extent to which that characteristic is socially illicit, and the risk that limiting discrimination on the basis of that characteristic will result in adverse selection.

Although this Article is primarily descriptive and empirical, it also may have important normative implications by helping to give meaning to a central, but largely under-developed and rarely employed, principle in insurance law. That principle – that insurers cannot engage in “unfair discrimination” – was a primary element of the modern origins of insurance regulation.¹²⁵ Yet specific applications of this prohibition, either by regulators or through the judicial system, have been sporadic and haphazard. This is ironic, in light of this Article’s finding that state laws regulating discrimination in insurance reflect a relatively limited and consistent set of principles that can easily be extended to a wide range of different forms of discrimination.

The existence of a consistent set of insurance anti-discrimination principles can, and should, empower courts and regulators to supplement specific statutory prohibitions with “unfair discrimination” in insurance where the implicit model suggests this would be appropriate. To understand why, it is important to appreciate that each of the elements of the general model we uncover can evolve quickly over time. For instance, insurers’ methods for discriminating among policyholders are subject to constant innovation, which is driven by the profits that private insurers can derive from “skimming” good risks from their competitors. Obesity, for

¹²⁴ See *supra* Part IV.A (charting discrimination based on sexual orientation).

¹²⁵ Leah Wortham, *supra* note 11, at 385.

example, might become a new subject of insurance discrimination. Similarly, whether or not prohibitions against particular forms of discrimination will generate meaningful adverse selection depends on changing market dynamics, such as elasticity of demand and risk differentials among policyholders in a particular state. Finally, state norms regarding what constitutes illicit discrimination are themselves constantly evolving, though this type of change (standing alone) may well be at a pace that legislative, rather than regulatory or judicial, responses would be appropriate.

Given the potential for swift changes in each of the relevant elements of the basic components of the implicit model that seems to define the contours of state anti-discrimination law, state legislation will often be too slow to identify emerging forms of unfair discrimination. It is likely for this very reason that legislators enact both specific and more general laws governing anti-discrimination in insurance. At varying points in time, states prohibit specific forms of insurance discrimination, based on current insurer practices, insurance market realities, and social norms. Prohibitions against insurance discrimination on the basis of race or ethnicity are obvious examples. At the same time, states enact, or maintain, broad prohibitions against “unfair discrimination,” which empower regulators and courts to be more responsive to changing insurer practices, market conditions, and social norms. Such statutes reflect, in other words, state legislature’s farsighted understanding that the relevant conditions for identifying “unfair discrimination” in insurance are constantly changing.

This division of labor among the branches of government provides the conceptual connection between the principles (the three-prong model) that underlie state insurance anti-discrimination law and the framework that should guide commissioners and courts alike in applying prohibitions against “unfair discrimination.” By interpreting prohibitions against “unfair discrimination” according to the three-prong model this Article describes, courts and regulators apply broad social understandings underlying insurance anti-discrimination norms to ever-changing practices, markets and norms.

Consider one example of how this might work in practice. Recently, the Colorado Division of Insurance released a bulletin informing health insurers that discrimination against policyholders on the basis of sexual orientation violated state laws against unfair discrimination.¹²⁶ This

¹²⁶ See Colo. Div. of Ins. Bulletin, *supra* note 13.

type of action is perfectly consistent with the larger model we uncover in this Article. First, the Department's action was triggered by information suggesting that certain health insurers were discriminating among policyholders on the basis of sexual orientation suggesting that in the eyes of these health insurers sexual orientation is a predictor of costs. Second, prohibiting such discrimination would be extremely unlikely to generate adverse selection, as differentials in health care usage among people with different sexual orientations are unlikely to be particularly large. Third, emerging norms in Colorado and elsewhere increasingly consider discrimination against individuals on the basis of sexual orientation to be illicit. Taken together, these factors suggest that Colorado's application of its prohibition against unfair discrimination to the specific case of discrimination against gay people in health insurance reflects broad social understandings of "unfair discrimination" in insurance.

Ultimately, then, our model provides a consistent and workable framework for breathing life into the largely dormant prohibition against unfair discrimination. Not only that, but it suggests the need for doing precisely that, as the very features that help define unfair discrimination as a descriptive matter are capable of changing swiftly, thus necessitating a more nimble form of regulation than that which can be provided by the slow and difficult process of passing state legislation pertaining to specific forms of insurance discrimination. Finally, the model is itself grounded in implicitly shared understandings among the states regarding what types of discrimination are permissible in the insurance domain.